2024 HISPANIA CATALOGUE 50Hz

HFC/HFO(HCFC) EVAPORATORS

Taizhou Hispania Refrigeration Equipment Co.,Ltd

CERTIFICATE
CERTIFICADO

UDEM

MACHINERY DIRECTIVE, ELECTROMAGNETIC COMPATIBILITY DIRECTIVE ATTESTATION OF CONFORMITY

Technical file of the company mentioned below has been inspected and audit has been completed successfully.
2006/42/EC Machinery Directive has been and 2014/30/EU Electromagnetic Compatibility has been taken as references for these processes.

Company Name	: **TAIZHOU HISPANIA REFRIGERATION EQUIPMENT CO., LTD**
Company Address	: B-10 Taizhou Economic Zone, Jiangsu, China
Related Directives and Annex	: **2006/42/EC Machinery Directive / Annex VIII** **2014/30/EU Electromagnetic Compatibility Directive /Annex II**
Related Standards	: **EN ISO 12100:2010; EN IEC 61000-6-2:2019** **EN 61000-6-3:2021; EN 60204-1:2018**
Product Name	: **UNIT AIR COOLER**
Report No and Date	: ZNCT231219001; ZNCT231219004
Product Brand/Model/Type	: HEA, HEB, HEC, HED, HEF, HEJ, HER, HEV, HEW, HEP NEA, NEB, NEC, NED, NEF, NEJ, NER, NEV, NEW, NEP AEA, AEB, AEC, AED, AEF, AEJ, AER, AEV, AEW, AEP CEA, CEB, CEC, CED, CEF, CEJ, CER, CEV, CEW, CEP GEA, GEB, GEC, GED, GEF, GEJ, GER, GEV, GEW, GEP
Certificate Number	: **M.2024.206.C95839**
Initial Assessment Date	: 17.01.2024
Registration Date	: 18.01.2024
Reissue Date/No	: -
Expiry Date	: **17.01.2029**

UDEM International Certification Auditing Training Centre Industry and Trade Inc. Co.
Mustafa MEM••O•LU
General Manager

The validity of the certificate can be checked trough www.udem.com.tr. Upon completion of EC declaration of conformity, it is used solely at the manufacturer's responsibility. This certificate remains the property of UDEM International Certification Auditing Training Centre Industry and Trade Inc. Co. to whom it must be returned upon request. The above named firm must keep a copy of this certificate for 15 years from the registration of certificate. This certificate only covers the product(s) stated above and UDEM must be noticed in case of any changes on the product(s).

UDEM

Address: Muflukent Mahallesi 2073 Sokak (Eski 93 Sokak) No:10 Çankaya Ankara - TÜRK•YE
Phone: +90 0312 443 03 90 **Fax:** +90 0312 443 03 76
E-mail: info@udem.com.tr www.udem.com.tr

UDEM.B3-MA-3/00-00/03.01.2024

UDEM

MACHINERY DIRECTIVE, ELECTROMAGNETIC COMPATIBILITY DIRECTIVE ATTESTATION OF CONFORMITY

Technical file of the company mentioned below has been inspected and audit has been completed successfully.
2006/42/EC Machinery Directive has been and 2014/30/EU Electromagnetic Compatibility has been taken as references for these processes.

Company Name	: **TAIZHOU HISPANIA REFRIGERATION EQUIPMENT CO., LTD**
Company Address	: B-10 Taizhou Economic Zone, Jiangsu, China
Related Directives and Annex	: **2006/42/EC Machinery Directive / Annex VIII** **2014/30/EU Electromagnetic Compatibility Directive /Annex II**
Related Standards	: **EN ISO 12100:2010; EN IEC 61000-6-2:2019** **EN 61000-6-3:2021; EN 60204-1:2018**
Product Name	: **CONDENSER**
Report No and Date	: ZNCT231219003; ZNCT231219006
Product Brand/Model/Type	: HCA, HCAS, HCB, HCBS, HCV, HCVD, HCH ACA, ACAS, ACB, ACBS, ACV, ACVD, ACH CCV, CCVD, CCH GCA, GCB, GCV, GCVD, GCH
Certificate Number	: **M.2024.206.C95837**
Initial Assessment Date	: 17.01.2024
Registration Date	: 18.01.2024
Reissue Date/No	: -
Expiry Date	: **17.01.2029**

UDEM International Certification Auditing Training Centre Industry and Trade Inc. Co.
Mustafa MEM••O•LU
General Manager

The validity of the certificate can be checked trough www.udem.com.tr. Upon completion of EC declaration of conformity, it is used solely at the manufacturer's responsibility. This certificate remains the property of UDEM International Certification Auditing Training Centre Industry and Trade Inc. Co. to whom it must be returned upon request. The above named firm must keep a copy of this certificate for 15 years from the registration of certificate. This certificate only covers the product(s) stated above and UDEM must be noticed in case of any changes on the product(s).

UDEM

Address: Muflukent Mahallesi 2073 Sokak (Eski 93 Sokak) No:10 Çankaya Ankara - TÜRK•YE
Phone: +90 0312 443 03 90 **Fax:** +90 0312 443 03 76
E-mail: info@udem.com.tr www.udem.com.tr

UDEM.B3-MA-3/00-00/03.01.2024

UDEM

MACHINERY DIRECTIVE, ELECTROMAGNETIC COMPATIBILITY DIRECTIVE ATTESTATION OF CONFORMITY

Technical file of the company mentioned below has been inspected and audit has been completed successfully.
2006/42/EC Machinery Directive has been and 2014/30/EU Electromagnetic Compatibility has been taken as references for these processes.

Company Name	: **TAIZHOU HISPANIA REFRIGERATION EQUIPMENT CO., LTD**
Company Address	: B-10 Taizhou Economic Zone, Jiangsu, China
Related Directives and Annex	: **2006/42/EC Machinery Directive / Annex VIII** **2014/30/EU Electromagnetic Compatibility Directive /Annex II**
Related Standards	: **EN ISO 12100:2010; EN IEC 61000-6-2:2019** **EN 61000-6-3:2021; EN 60204-1:2018**
Product Name	: **CONDENSER UNIT**
Report No and Date	: ZNCT231219002; ZNCT231219005
Product Brand/Model/Type	: HUA, HUB, HUC, HUC PLUS, HUC PLUS T, HUM, HUL, HUC-O, HUA-O, HUR, HUP, HUP-O, HUD, HUW, HUG, HUS CUA, CUB, CUC, CUC PLUS, CUC PLUS T, CUM, CUL, CUC-O, CUA-O, CUR, CUP, CUP-O, CUD, CUW, CUG, CUS AUA, AUB, AUC, AUC PLUS, AUC PLUS T, AUM, AUL, AUC-O, AUA-O, AUR, AUP, AUP-O, AUD, AUW, AUG, AUS
Certificate Number	: **M.2024.206.C95838**
Initial Assessment Date	: 17.01.2024
Registration Date	: 18.01.2024
Reissue Date/No	: -
Expiry Date	: **17.01.2029**

UDEM International Certification Auditing Training Centre Industry and Trade Inc. Co.
Mustafa MEM••O•LU
General Manager

The validity of the certificate can be checked trough www.udem.com.tr. Upon completion of EC declaration of conformity, it is used solely at the manufacturer's responsibility. This certificate remains the property of UDEM International Certification Auditing Training Centre Industry and Trade Inc. Co. to whom it must be returned upon request. The above named firm must keep a copy of this certificate for 15 years from the registration of certificate. This certificate only covers the product(s) stated above and UDEM must be noticed in case of any changes on the product(s).

UDEM

Address: Muflukent Mahallesi 2073 Sokak (Eski 93 Sokak) No:10 Çankaya Ankara - TÜRK•YE
Phone: +90 0312 443 03 90 **Fax:** +90 0312 443 03 76
E-mail: info@udem.com.tr www.udem.com.tr

UDEM.B3-MA-3/00-00/03.01.2024

CERTIFICATE

LL-C Certification

of conformity of the factory production control
No. 2435-PED-8603850

of conformity based on full quality assurance issued according to point 11 of Annex III of the Directive 2014/68/EU and implemented by Government Decree No. 219/2016 Coll., as amended

Condenser, Condensing unit refer to annex

Technical specification:
Technical file:
Applied Standards:
Assessment Performed:
Module:
Report reference:

produced by or for

Taizhou Hispania Refrigeration Equipment Co.,Ltd
B-10 Taizhou Economic Zone, Jiangsu Province, P.R. China

and produced in the manufacturing plant(s)
B-10 Taizhou Economic Zone, Jiangsu Province, P.R. China
The Annex is an integral part of this certificate.

This certificate attests that all provisions described in relevant parts of the module

Module H - Conformity based on full quality assurance

according module H for the performances set out in the certificate are applied and that

We hereby certify that the aforementioned manufacturer has a quality assurance system in accordance with of the Directive 2014/68/EU

The certificate has been issued on **05 March 2024** and is valid until **04 March 2027** and is based on the evaluation of the report from assessment and technical file of the equipment, where are recorded all required data and provement of conformity. Report to this certificate is integral part of certificate. The initial certification date of issue is 05 March 2024.

Prague, 05 March 2024

Ing. Lukáš Turza
Deputy of Head of CB

V 3190

validity code: **544CA376-3E3**
Check the validity of this certificate using this code at **www.ll-c.info**

LL-C (Certification) Czech Republic a.s. | Pobřežní 620/3, 186 00 Praha 8

CONTENTS
CONTENIDOS

EVAPORATORS FOR HFC/HFO/(HCHC)

- COMMERCIAL CUBIC EVAPORATORS: HEA 4
- INDUSTRIAL CUBIC EVAPORATORS: HEB 26
- CUBIC FRUIT EVAPORATORS: HEB F 50
- COMPACT-CEILING AIR TYPE EVAPORATORS: HEC & HEC Plus 58
- HIGH EFFICIENCY COMPACT-CEILING AIR TYPE EVAPORATORS: HEJ & Plus 78
- DUAL DISCHARGE CEILING AIR TYPE EVAPORATORS: HED & HED Plus 86
- WALL TYPE EVAPORATORS: HEF 110
- COUNTER TYPE EVAPORATORS: HER 124
- HIGH EFFICIENCY COMPACT-CEILING AIR TYPE EVAPORATORS: HEP 130

EVAPORADORES PARA HFC/HFO/(HCHC)

- EVAPORADORES CUBICOS COMERCIALES: HEA 4
- EVAPORADORES CUBICOS INDUSTRIALES: HEB 26
- EVAPORADORES CÚBICOS DE FRUTAS: HEB F 50
- EVAPORADORES COMPACTOS TIPO CUÑA: HEC & HEC Plus 58
- EVAPORADORES COMPACTOS TIPO CUÑA ALTA EFICIENCIA: HEJ & HEJ Plus 78
- EVAPORADORES DE TIPO AIRE DE TECHO DE DOBLE DESCARGA: HED & HED Plus 86
- EVAPORADORES TIPO MURAL: HEF 110
- EVAPORADORES BAJO MOSTRADOR: HER 124
- EVAPORADORES COMPACTOS TIPO CUÑA ALTA EFICIENCIA: HEP 130

COMMERCIAL CUBIC EVAPORATORS
EVAPORADORES CÚBICOS COMERCIALES

HFC/HFO/(HCFC)*

COMMERCIAL CUBIC EVAPORATORS
EVAPORADORES CUBICOS COMERCIALES

The HEA range of commercial cubic evaporators has been designed for use in cold rooms for the preservation of fresh and frozen products.

The exchange coils used in the HEA range are highly efficient with special profile aluminum fins and ø12 mm internally grooved copper tubes, with a reduced internal volume to reduce the necessary refrigerant charge, meeting the needs of the different international regulations for the reduction of gases with high greenhouse effect. They are supplied clean and tested under a pressure of 30 bar.

The HEA range has models with 3 different fin pitch depending on the temperature of the cold room:

- HEA XXXX XX 4X: with 4 mm pitch, suitable for high temperatures in the cold room (Rt >=0ºC)
- HEA XXXX XX 6X: with 6 mm pitch, suitable for medium temperatures in the cold room(Rt >=-18ºC)
- HEA XXXX XX 9X: with 9 mm pitch, suitable for low temperatures in the cold room (Rt >=-35ºC)

The standard electric fans used in this range have the following characteristics:

- ø250, 300, 350, 400 mm: single-phase 230V/1/50 Hz with external rotor, with type K grid and nozzle (short mouth). Operating temperature -40ºC to +40ºC.

HEA SERIES EVAPORATOR
EVAPORADORES SERIE HEA

La gama de evaporadores cúbicos comerciales HEA ha sido diseñada para su uso en cámaras frigoríficas de conservación de productos frescos y congelados.

Los serpentines de intercambio utilizados en la gama HEA son de alta eficiencia con aletas de aluminio de perfil especial y tubos ranurados interiormente ø12 mm, con un volumen interno reducido para disminuir la carga de refrigerante necesaria, cumpliendo las necesidades de las diferentes normativas internacionales para la disminución de los gases de alto efecto invernadero. Se suministran limpias y probadas a una presión de 30 bar.

La gama HEA dispone de modelos con 3 diferentes separaciones de aleta según la temperatura de la cámara:

- HEA XXXX XX 4X: con separación de 4 mm, aptos para altas temperaturas de cámara (Rt >=0ºC)
- HEA XXXX XX 6X: con separación de 6 mm, aptos para medias temperaturas de cámara (Rt >=-18ºC)
- HEA XXXX XX 9X: con separación de 9 mm, aptos para bajas temperaturas de cámara (Rt >=-35ºC)

Los motoventiladores eléctricos estándar utilizados en esta gama tienen las siguientes características:

-ø250, 300, 350, 400 mm: monofásicos 230V/1/50 Hz de rotor externo, con rejilla y grilla tipo K (embocadura corta). Temperatura de funcionamiento -40ºC a +40ºC.

-ø450 mm: three-phase 400V/3/50 Hz with external rotor, with type K grid and nozzle (short mouth). Operating temperature -40ºC to +40ºC.

-ø500, 550, 630 mm: three-phase 400V/3/50 Hz with external rotor, with L-type grille and nozzle (long mouth). Operating temperature -40ºC to +40ºC.

-ø630, 800 mm: three-phase 400V/3/50 Hz with external rotor, with ZN-type grille and nozzle (long mouth). Operating temperature -40ºC to +40ºC.

White powder-coated aluminium casing with high resistance to corrosion and impacts.

In models with electric defrost, stainless steel electric heaters covered by aluminum tubes are used, located in the finned package and in the drip tray to avoid steam problems and make easy replacement.

The electrical parts are connected to an earth terminal, inside a connection box with access holes equipped with cable glands with IP 65 protection.

For performance at work points other than those in this catalog, use the “Unit Selector Hybrid HISPANIA” software.

For special applications and additional information consult our Technical Department.

-ø450 mm: trifásicos 400V/3/50 Hz de rotor externo, con rejilla y grilla tipo K (embocadura corta). Temperatura de funcionamiento -40ºC a +40ºC.

-ø500, 550 y 630 mm: trifásicos 400V/3/50 Hz de rotor externo, con bafle y rejilla tipo L (embocadura larga). Temperatura de funcionamiento -40ºC a +40ºC.

-ø630 y 800 mm: trifásicos 400V/3/50 Hz de rotor externo, con bafle y rejilla tipo ZN (embocadura larga). Temperatura de funcionamiento -40ºC a +40ºC.

La carcasa de aluminio pintado en blanco con polvo electrostático de alta resistencia a la corrosión y a los impactos.

En los modelos con desescarche eléctrico se usan resistencias en acero inoxidable cubiertas por tubos de aluminio, situados en el paquete de aletas y en la bandeja de drenaje para evitar problemas de vapor y facilitar la sustitución.

Las partes eléctricas están conectadas a un terminal de tierra, dentro de una caja de conexiones con orificios de acceso equipados con recubrimiento de cables con grado de protección IP 65.

Para trabajos con distintos rendimientos a los de este catálogo utilice el software “Unit Selector Hybrid HISPANIA”.

Para aplicaciones especiales e informaciones adicionales consultar a nuestro Departamento Técnico.

HEA 2503 26 4D S1 2 3

- Fin materials (blank: aluminum, 3: stainless steel, GF: golden fins) / Materiales de las aletas (en blanco: aluminio, 3: acero inoxidable, GF: aletas doradas)
- Casing materials (blank: aluminum, 2: stainless steel) / Materiales de la carcasa (en blanco: aluminio, 2: acero inoxidable)
- Tube materials (blank: copper, 1: stainless steel) / Materiales del tubo (en blanco: cobre, 1: acero inoxidable)
- Defrost system (blank: air, D: electric, HG: hot gas, W: water, HGD: hot gas & electric, WD: water & electric) / Sistema de descongelación (en blanco: aire, D: eléctrico, HG: gas caliente, W: agua, HGD: gas caliente y eléctrico, WD: agua y electricidad)
- Fin spacing (mm) / Espacio entre aletas
- Surface (m^2) / Superficie
- Fan number / Número de ventiladores
- Fan ø (mm) / Ventilador ø (mm)
- Series / Serie

COMMERCIAL CUBIC EVAPORATORS
EVAPORADORES CÚBICOS COMERCIALES

HFC/HFO/(HCFC)*

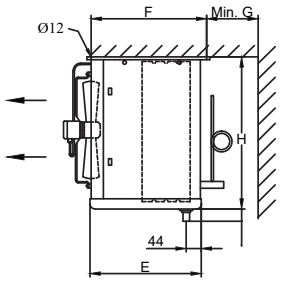

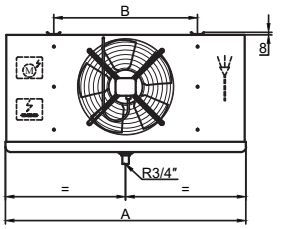

HEA
2501/3001/3501/4001/4501

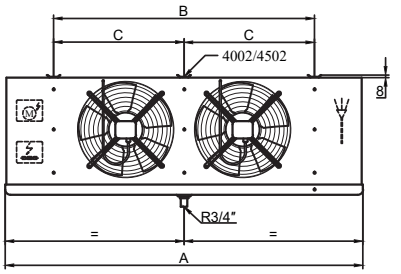

HEA
2502/3002/3502/4002/4502

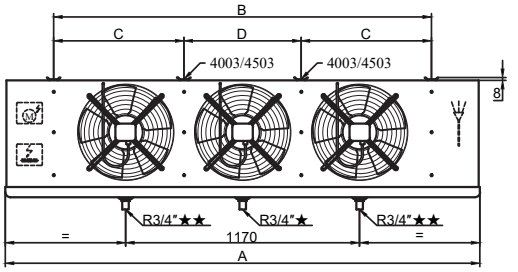

HEA
★2503/3003/3503/4003
★★4503

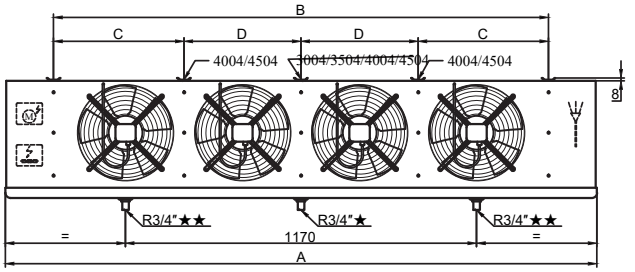

HEA
★2504/3004/3504
★★4004/4504

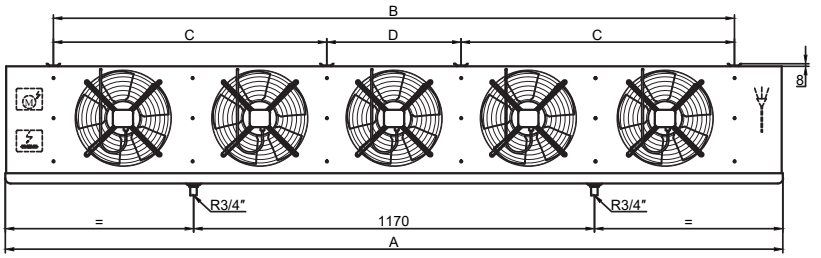

HEA
2505/3005/3505

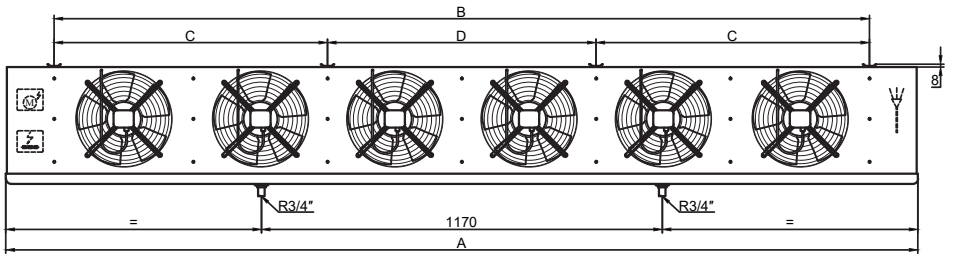

HEA
2506/3006/3506

Model / Model	Dimensions / Dimensiones (mm)							
	A	B	C	D	E	F	G	H
HEA 2501…	702	420			325	375	200	350
HEA 2502...	1094	812			325	375	200	350
HEA 2503...	1486	1204			325	375	200	350
HEA 2504…	1878	1596	798		325	375	200	350
HEA 2505…	2270	1988	798	392	325	375	200	360
HEA 2506…	2662	2380	798	784	325	375	250	360
HEA 3001…	702	420			325	375	200	460
HEA 3002…	1094	812			325	375	200	460
HEA 3003…	1486	1204			325	375	250	460
HEA 3004…	1878	1596	798		325	375	250	460
HEA 3005…	2270	1988	798	392	325	375	300	470
HEA 3006…	2662	2380	798	784	325	375	300	470
HEA 3501...	702	420			455	507	200	460
HEA 3502...	1094	812			455	507	200	460
HEA 3503...	1486	1204			455	507	250	460
HEA 3504...	1878	1596	798		455	507	250	460
HEA 3505...	2270	1988	798	392	455	507	300	470
HEA 3506...	2662	2380	798	784	455	507	300	470
HEA 4001…	912	630			325	375	250	530
HEA 4002…	1486	1204	602		325	375	300	530
HEA 4003…	1878	1596	546	504	325	375	300	530
HEA 4004…	2662	2380	595	595	325	375	350	540
HEA 4501…	1094	812			325	375	300	600
HEA 4502…	1878	1596	798		325	375	300	600
HEA 4503…	2662	2380	798	784	325	375	350	610
HEA 4504…	3446	3164	798	784	325	375	350	610

COMMERCIAL CUBIC EVAPORATORS
EVAPORADORES CÚBICOS COMERCIALES

HFC/HFO/(HCFC)*

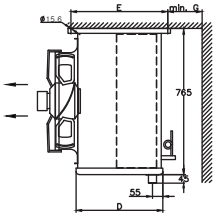

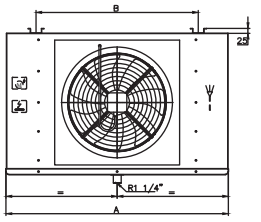

HEA/D 5001

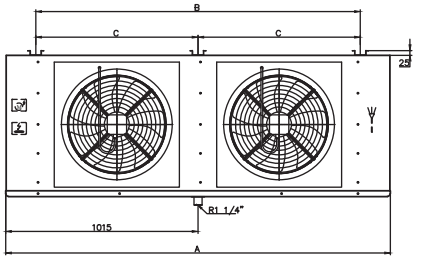

HEA/D 5002

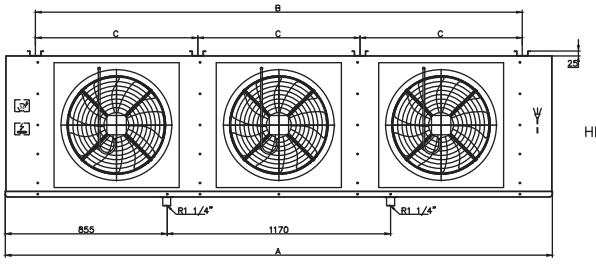

HEA/D 5003

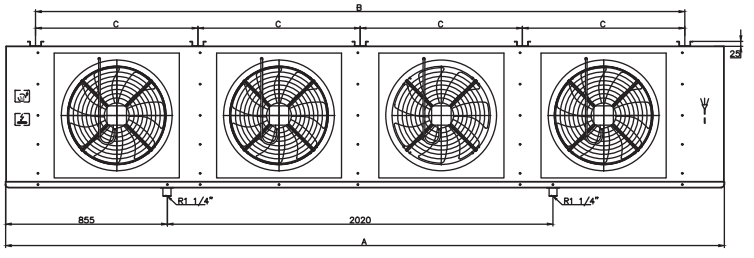

HEA/D 5004

Model / Model	Dimensions / Dimensiones (mm)					
	A	B	C	D	E	G
HEA 5001...(4 rows)	1185	850		455	507	400
HEA 5001...(6 rows)	1185	850		455	507	400
HEA 5001...(8 rows)	1185	850		560	610	400
HEA 5002...(4 rows)	2035	1700	850	455	507	400
HEA 5002...(6 rows)	2035	1700	850	455	507	400
HEA 5002...(8 rows)	2085	1700	850	560	610	400
HEA 5003...(4 rows)	2885	2550	850	455	507	450
HEA 5003...(6 rows)	2885	2550	850	455	507	450
HEA 5003...(8 rows)	2935	2550	850	560	610	450
HEA 5004...(4 rows)	3785	3400	850	455	507	450
HEA 5004...(6 rows)	3785	3400	850	489	541	450
HEA 5004...(8 rows)	3785	3400	850	560	610	450

COMMERCIAL CUBIC EVAPORATORS
EVAPORADORES CÚBICOS COMERCIALES

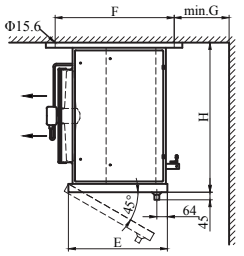

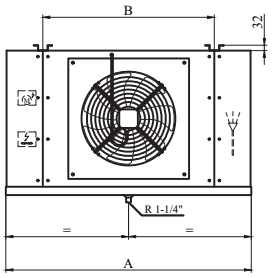

HEA
5501/6301/8001

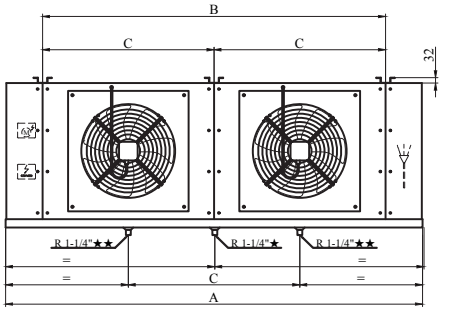

HEA
★5502
★★6302/8002

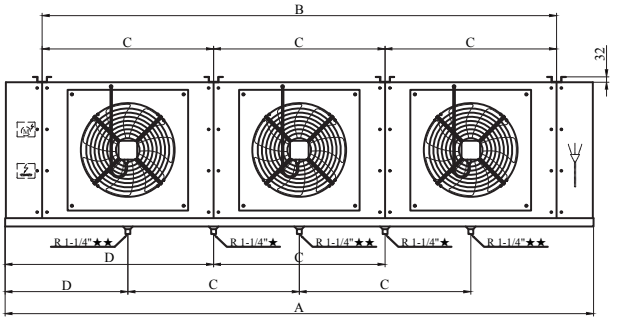

HEA
★5503
★★6303/8003

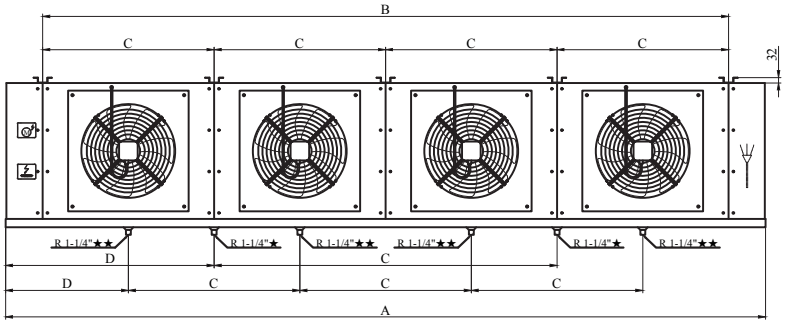

HEA
★5504
★★6304

Model / Model	Dimensions / Dimensiones (mm)							
	A	B	C	D	E	F	G	H
HEA 5501...(4 rows)	1500	1030			525	635	260	870
HEA 5501...(6 rows)	1500	1030			525	635	260	870
HEA 5501...(8 rows)	1500	1030			595	705	260	870
HEA 5502...(4 rows)	2530	2060	1030		525	635	380	870
HEA 5502...(6 rows)	2530	2060	1030		525	635	380	870
HEA 5502...(8 rows)	2530	2060	1030		595	705	380	870
HEA 5503...(4 rows)	3560	3090	1030	750	525	635	460	870
HEA 5503...(6 rows)	3560	3090	1030	750	525	635	460	870
HEA 5503...(8 rows)	3560	3090	1030	750	595	705	460	870
HEA 5504...(4 rows)	4590	4120	1030	750	525	635	500	870
HEA 5504...(6 rows)	4590	4120	1030	750	525	635	500	870
HEA 5504...(8 rows)	4590	4120	1030	750	595	705	500	870
HEA 6301...(4 rows)	1700	1230			555	665	310	1010
HEA 6301...(6 rows)	1700	1230			555	665	310	1010
HEA 6301...(8 rows)	1700	1230			625	735	310	1010
HEA 6301...(10 rows)	1700	1230			695	805	310	1010
HEA 6302...(4 rows)	2930	2460	1230		555	665	440	1010
HEA 6302...(6 rows)	2930	2460	1230		555	665	440	1010
HEA 6302...(8 rows)	2930	2460	1230		625	735	440	1010
HEA 6302...(10 rows)	2930	2460	1230		695	805	440	1010
HEA 6303...(4 rows)	4160	3690	1230	850	555	665	530	1010
HEA 6303...(6 rows)	4160	3690	1230	850	555	665	530	1010
HEA 6303...(8 rows)	4160	3690	1230	850	625	735	530	1010
HEA 6303...(10 rows)	4160	3690	1230	850	695	805	530	1010
HEA 6304...(4 rows)	5390	4920	1230	850	555	665	580	1010
HEA 6304...(6 rows)	5390	4920	1230	850	555	665	580	1010
HEA 6304...(8 rows)	5390	4920	1230	850	625	735	580	1010
HEA 6304...(10 rows)	5390	4920	1230	850	695	805	580	1010
HEA 8001...(4 rows)	1900	1430			620	730	390	1360
HEA 8001...(6 rows)	1900	1430			620	730	390	1360
HEA 8001...(8 rows)	1900	1430			690	800	390	1360
HEA 8001...(10 rows)	1900	1430			760	870	390	1360
HEA 8002...(4 rows)	3330	2860	1430		620	730	580	1360
HEA 8002...(6 rows)	3330	2860	1430		620	730	580	1360
HEA 8002...(8 rows)	3330	2860	1430		690	800	580	1360
HEA 8002...(10 rows)	3330	2860	1430		760	870	580	1360
HEA 8003...(4 rows)	4760	4290	1430	950	620	730	700	1360
HEA 8003...(6 rows)	4760	4290	1430	950	620	730	700	1360
HEA 8003...(8 rows)	4760	4290	1430	950	690	800	700	1360
HEA 8003...(10 rows)	4760	4290	1430	950	760	870	700	1360

The number of rows refers to the number of tube rows in width in the heat exchanger.The number of rows can be found in the characteristics of each evaporator on the following pages.

El número de filas se refiere al número de filas de tubos en anchura en el intercambiador de calor. Se puede ver el número de filas en las características de cada evaporador en las páginas siguientes.

COMMERCIAL CUBIC EVAPORATORS
EVAPORADORES CÚBICOS COMERCIALES

HFC/HFO/(HCFC)*

FIN SPACING 4 mm, with electrical defrost. Rt>=0ºC
SEPARACIÓN ALETAS 4 mm, con desescarche eléctrico. Rt>=0ºC

Model / Modelo	Capacity / Capacidad R404A (kW)		Capacity / Capacidad R448A/R449A (kW)		Superficie/ Surface (m^2)	Tube Volume/ Volumen Interno (dm^3)	N.W/ Peso Neto (kg)	Connection/ Conexión (ø mm)	
	t_e= -8ºC	t_e= -25ºC	t_e= -8ºC	t_e= -25ºC				Inlet/ Entrada	Outlet/ Salida
	DT1=8K	DT1=7K	DT1=8K	DT1=7K					
HEA 2501 09 4D	1.49	1.01	1.55	1.08	8.3	1.4	12	12	16
HEA 2502 17 4D	3.07	2.12	3.17	2.26	16.7	2.8	21	12	19
HEA 2503 26 4D	4.64	3.23	4.79	3.43	25.1	4.2	30	12	22
HEA 2504 35 4D	6.36	4.74	6.38	4.71	33.5	5.6	38	12	22
HEA 2505 41 4D	7.95	5.75	8.07	5.89	41.8	7.0	47	15	28
HEA 2506 52 4D	9.39	6.58	9.65	6.96	50.2	8.5	56	15	28
HEA 3001 12 4D	2.35	1.74	2.39	1.76	11.1	1.9	15	12	19
HEA 3002 23 4D	4.78	3.55	4.83	3.58	22.3	3.8	25	12	22
HEA 3003 35 4D	7.20	5.37	7.27	5.40	33.5	5.6	36	12	22
HEA 3004 46 4D	9.50	6.70	9.75	7.05	44.6	7.5	47	15	28
HEA 3005 56 4D	11.98	8.58	12.23	8.94	55.8	9.4	58	15	28
HEA 3006 69 4D	14.06	9.69	14.55	10.34	67.0	11.3	68	15	28
HEA 3501 14 4D	3.29	2.53	3.31	2.52	13.9	2.3	18	12	19
HEA 3502 27 4D	6.65	5.16	6.68	5.12	27.9	4.7	33	12	22
HEA 3503 41 4D	9.94	7.13	10.22	7.54	41.8	7.0	47	15	22
HEA 3504 55 4D	13.48	10.15	13.64	10.42	55.8	9.4	62	15	28
HEA 3505 70 4D	16.69	12.03	17.13	12.68	69.7	11.7	76	15	35
HEA 3506 83 4D	19.43	13.41	20.27	14.33	83.7	14.1	91	15	35
HEA 4001 20 4D	5.02	3.78	5.07	3.86	19.9	3.4	24	12	19
HEA 4002 40 4D	9.99	7.43	10.14	7.68	39.0	6.6	42	12	22
HEA 4003 54 4D	13.41	9.39	13.92	10.11	52.1	8.8	57	15	28
HEA 4004 81 4D	20.10	15.01	20.35	15.48	78.1	13.2	80	15	35
HEA 4501 31 4D	7.79	5.35	8.15	5.84	29.7	5.0	31	12	22
HEA 4502 61 4D	15.89	11.03	16.54	11.81	59.5	10.0	57	15	28
HEA 4503 92 4D	24.70	18.40	25.07	19.06	89.3	15.0	82	15	35
HEA 4504 119 4D	32.10	22.41	33.35	23.92	119.1	20.0	107	22	42
HEA 5001 39 4D	10.16	6.94	10.68	7.54	37.8	6.4	52	15	28
*HEA 5001 58 4D	13.66	10.46	13.75	10.43	56.6	9.5	61	15	28
**HEA 5001 76 4D	15.17	10.64	15.63	11.30	75.5	12.7	62	22	35
HEA 5002 81 4D	21.10	14.45	22.12	15.62	78.1	13.2	95	22	35
*HEA 5002 121 4D	28.29	20.88	28.70	21.52	117.2	19.7	115	22	35
**HEA 5002 156 4D	31.37	22.10	32.28	23.41	156.2	26.3	125	28	54
HEA 5003 122 4D	33.70	24.76	34.39	25.90	119.7	20.1	140	28	42
*HEA 5003 183 4D	40.54	27.26	42.60	29.52	179.5	30.2	169	28	42
**HEA 5003 237 4D	48.58	36.11	49.11	36.40	237.0	39.9	191	28	76
HEA 5004 159 4D	43.00	29.49	45.02	31.84	158.9	26.7	162	28	54
*HEA 5004 238 4D	55.79	38.75	57.83	41.47	238.3	40.1	208	28	67
**HEA 5004 318 4D	63.81	45.04	65.58	47.65	317.7	53.5	252	35	76

* The coil has 6 rows.
** The coil has 8 rows.

* La bobina tiene 6 filas.
** La bobina tiene 8 filas.

FIN SPACING 4 mm, with electrical defrost. Rt>=0ºC
SEPARACIÓN ALETAS 4 mm, con desescarche eléctrico. Rt>=0ºC

Model/ Model	Axial Fans/ Ventilador con motor axial							Electric Defrost/ Desescarche Eléctrico		
	Diámetro Diameter (Φ mm)	Nº	Voltage/ Voltaje (V, 50Hz)	Power/ Potencia (W)	Current/ Intensi-dad (A)	Air Flow/ Volumen de Aire (m^3/h)	Air Throw/ Tiro de Aire (m)	Coil/ Bateria (W)	Drain Pan/ Bandeja (W)	Total (W)
HEA 2501 09 4D	250	1	1 ~ 230	50	0.2	777	4	2 × 440	1 × 440	1320
HEA 2502 17 4D	250	2	1 ~ 230	100	0.5	1554	5	2 × 730	1 × 730	2190
HEA 2503 26 4D	250	3	1 ~ 230	150	0.7	2332	6	2 × 1030	1 × 1030	3090
HEA 2504 35 4D	250	4	1 ~ 230	200	0.9	3112	7	2 × 1310	1 × 1310	3930
HEA 2505 41 4D	250	5	1 ~ 230	250	1.2	3889	8	2 × 1600	1 × 1600	4800
HEA 2506 52 4D	250	6	1 ~ 230	300	1.4	4666	10	2 × 1890	1 × 1890	5670
HEA 3001 12 4D	300	1	1 ~ 230	72	0.3	1288	6	3 × 440	1 × 440	1760
HEA 3002 23 4D	300	2	1 ~ 230	144	0.6	2577	7	3 × 730	1 × 730	2920
HEA 3003 35 4D	300	3	1 ~ 230	216	1.0	3867	9	3 × 1030	1 × 1030	4120
HEA 3004 46 4D	300	4	1 ~ 230	288	1.3	5155	10	3 × 1310	1 × 1310	5240
HEA 3005 56 4D	300	5	1 ~ 230	360	1.6	6444	13	3 × 1600	1 × 1600	6400
HEA 3006 69 4D	300	6	1 ~ 230	432	1.9	7732	15	3 × 1890	1 × 1890	7560
HEA 3501 14 4D	350	1	1 ~ 230	130	0.6	1759	10	4 × 440	2 × 440	2640
HEA 3502 27 4D	350	2	1 ~ 230	260	1.2	3524	13	4 × 730	2 × 730	4380
HEA 3503 41 4D	350	3	1 ~ 230	390	1.7	5282	16	4 × 1030	2 × 1030	6180
HEA 3504 55 4D	350	4	1 ~ 230	520	2.3	7050	19	4 × 1310	2 × 1310	7860
HEA 3505 70 4D	350	5	1 ~ 230	650	2.9	8808	21	4 × 1600	2 × 1600	9600
HEA 3506 83 4D	350	6	1 ~ 230	780	3.5	10566	23	4 × 1890	2 × 1890	11340
HEA 4001 20 4D	400	1	1 ~ 230	160	0.7	3139	11	4 × 550	1 × 550	2750
HEA 4002 40 4D	400	2	1 ~ 230	320	1.5	6217	13	4 × 1030	1 × 1030	5150
HEA 4003 54 4D	400	3	1 ~ 230	480	2.2	8824	16	4 × 1310	1 × 1310	6550
HEA 4004 81 4D	400	4	1 ~ 230	640	2.9	12439	19	4 × 1890	1 × 1890	9450
HEA 4501 31 4D	450	1	3 ~ 400	460	1.0	5458	15	4 × 730	1 × 730	3650
HEA 4502 61 4D	450	2	3 ~ 400	920	1.9	10920	18	4 × 1310	1 × 1310	6550
HEA 4503 92 4D	450	3	3 ~ 400	1380	2.9	16391	21	4 × 1890	1 × 1890	9450
HEA 4504 119 4D	450	4	3 ~ 400	1840	3.8	21845	23	4 × 2470	1 × 2470	12350
HEA 5001 39 4D	500	1	3 ~ 400	820	1.6	7457	20	6 × 730	1 × 730	5110
HEA 5001 58 4D	500	1	3 ~ 400	820	1.6	6678	17	7 × 730	2 × 730	6570
HEA 5001 76 4D	500	1	3 ~ 400	820	1.6	6088	14	8 × 730	2 × 730	7300
HEA 5002 81 4D	500	2	3 ~ 400	1640	3.2	15106	24	6 × 1400	1 × 1400	9800
HEA 5002 121 4D	500	2	3 ~ 400	1640	3.2	13570	20	7 × 1400	2 × 1400	12600
HEA 5002 156 4D	500	2	3 ~ 400	1640	3.2	12410	16	8 × 1400	2 × 1400	14000
HEA 5003 122 4D	500	3	3 ~ 400	2460	4.8	22842	29	6 × 2050	1 × 2050	14350
HEA 5003 183 4D	500	3	3 ~ 400	2460	4.8	20547	24	7 × 2050	2 × 2050	18450
HEA 5003 237 4D	500	3	3 ~ 400	2460	4.8	18735	19	8 × 2050	2 × 2050	20500
HEA 5004 159 4D	500	4	3 ~ 400	3280	6.4	30391	34	6 × 3390	1 × 3390	23730
HEA 5004 238 4D	500	4	3 ~ 400	3280	6.4	27341	29	7 × 3390	2 × 3390	30510
HEA 5004 318 4D	500	4	3 ~ 400	3280	6.4	25047	24	8 × 3390	2 × 3390	33900

COMMERCIAL CUBIC EVAPORATORS
EVAPORADORES CÚBICOS COMERCIALES

HFC/HFO/(HCFC)*

FIN SPACING 4 mm, with electrical defrost. Rt>=0ºC
SEPARACIÓN ALETAS 4 mm, con desescarche eléctrico. Rt>=0ºC

Model / Modelo	Capacity / Capacidad R404A (kW)		Capacity / Capacidad R448A/R449A (kW)		Superficie/ Surface (m^2)	Tube Volume/ Volumen Interno (dm^3)	Bobina Filas Coil Rows	N.W/ Peso Neto (kg)	Connection/ Conexión (ø mm)	
	t_e= -8ºC	t_e= -25ºC	t_e= -8ºC	t_e= -25ºC					Inlet/ Entrada	Outlet/ Salida
	DT1=8K	DT1=7K	DT1=8K	DT1=7K						
HEA 5501 51 4D	12.72	9.72	12.79	9.67	50.9	8.6	4	93.3	15	42
HEA 5501 76 4D	16.36	11.56	16.77	12.12	76.4	12.9	6	108.3	22	42
HEA 5501 102 4D	18.64	13.94	17.95	13.57	101.9	17.1	8	128.3	22	54
HEA 5502 105 4D	26.02	19.86	26.14	19.78	104.7	17.6	4	166.2	28	54
HEA 5502 157 4D	33.53	23.68	34.29	24.79	157.1	26.4	6	196.1	28	54
HEA 5502 210 4D	36.46	24.93	37.9	26.81	209.5	35.3	8	230.1	28	54
HEA 5503 159 4D	39.04	27.51	40.17	29.09	158.6	26.7	4	236.2	28	54
HEA 5503 238 4D	50.68	35.82	51.8	37.48	237.8	40	6	283.8	28	67
HEA 5503 317 4D	57.62	41.65	58.56	42.67	317.1	53.4	8	333.7	2×28	2×54
HEA 5504 212 4D	52.62	40.12	52.85	40	212.4	35.7	4	308.6	2×28	2×54
HEA 5504 319 4D	64.12	42.67	67.24	46.58	318.5	53.6	6	368.5	35	67
HEA 5504 425 4D	73.9	50.65	76.73	54.41	424.7	71.5	8	435	2×28	2×54
HEA 6301 73 4D	18.68	13.78	18.94	14.24	72.5	12.2	4	122.5	22	42
HEA 6301 109 4D	23.78	18.24	22.98	17.59	108.8	18.3	6	146.6	28	67
HEA 6301 145 4D	27.65	20.48	27.81	20.28	145.1	24.4	8	170.6	28	67
HEA 6301 181 4D	29.67	21.69	30.12	21.72	181.4	30.5	10	211.9	22	54
HEA 6302 149 4D	38.07	28.1	38.6	29.01	148.5	25	4	222	28	67
HEA 6302 223 4D	47.3	32.18	49.17	34.62	222.7	37.5	6	263.6	28	67
HEA 6302 297 4D	56.27	41.74	56.65	41.28	297	50	8	311.9	2×28	2×67
HEA 6302 371 4D	60.57	45.14	59.84	43.68	371.2	62.5	10	399.3	2×28	2×67
HEA 6303 224 4D	56.53	43.8	56.53	42.91	224.4	37.8	4	320.1	2×28	2×67
HEA 6303 337 4D	71.48	48.67	74.26	52.34	336.6	56.7	6	383.7	35	76
HEA 6303 449 4D	82.58	57.5	85.1	60.99	448.8	75.6	8	450.5	2×28	2×67
HEA 6303 561 4D	89.52	63.49	91.64	66.09	561.1	94.4	10	574	2×28	2×67
HEA 6304 300 4D	76.89	56.74	77.91	58.53	300.4	50.6	4	415.8	2×28	2×67
HEA 6304 451 4D	86.41	53.19	92.77	61	450.5	75.8	6	500.3	35	76
HEA 6304 601 4D	101.75	66.3	107.91	73.52	600.7	101.1	8	589.3	2×28	2×67
HEA 6304 751 4D	111.99	74.83	117.54	81.65	750.9	126.4	10	756.1	2×35	2×76
HEA 8001 118 4D	30.14	22.84	30.34	23.12	117.5	19.8	4	185.3	28	67
HEA 8001 176 4D	38.86	29.3	39.03	28.97	176.3	29.7	6	222	28	76
HEA 8001 235 4D	44.14	32.4	44.81	32.57	235.1	39.6	8	261.8	28	76
HEA 8001 294 4D	46.97	34.86	44.91	33.85	293.9	49.5	10	322.6	2×22	2×54
HEA 8002 240 4D	61.12	43.83	62.59	46.02	239.8	40.4	4	331.4	35	76
HEA 8002 360 4D	79.07	56.72	80.49	58.87	359.7	60.5	6	396.9	2×28	2×67
HEA 8002 480 4D	89.78	66.05	90.94	66.47	479.6	80.7	8	478.2	2×28	2×76
HEA 8002 600 4D	95.41	71.11	96.22	70.32	599.5	100.9	10	603.4	2×35	2×76
HEA 8003 362 4D	92.47	70.01	93.03	70.94	362	60.9	4	476.6	2×28	2×76
HEA 8003 543 4D	110.2	72.4	116.32	79	543	91.4	6	572.9	2×28	2×67
HEA 8003 724 4D	127.55	86.43	133.16	93.71	724.1	121.9	8	691.1	2×35	2×76
HEA 8003 905 4D	137.49	95.69	142.25	102.14	905.1	152.4	10	880.7	2×35	2×76

FIN SPACING 4 mm, with electrical defrost. Rt>=0ºC
SEPARACIÓN ALETAS 4 mm, con desescarche eléctrico. Rt>=0ºC

Model/ Model	Axial Fans/ Ventilador con motor axial							Electric Defrost/ Desescarche Eléctrico		
	Diámetro Diameter (Φ mm)	Nº	Voltage/ Voltaje (V, 50Hz)	Power/ Potencia (W)	Current/ Intensi-dad (A)	Air Flow/ Volumen de Aire (m^3/h)	Air Throw/ Tiro de Aire (m)	Coil/ Bateria (W)	Drain Pan/ Bandeja (W)	Total (W)
HEA 5501 51 4D	550	1	3 ~ 400	720	2.7	7871	16	4 × 1280	1 × 1280	6400
HEA 5501 76 4D	550	1	3 ~ 400	720	2.7	7483	15	6 × 1280	2 × 1280	10240
HEA 5501 102 4D	550	1	3 ~ 400	720	2.7	7000	14	8 × 1280	2 × 1280	12800
HEA 5502 105 4D	550	2	3 ~ 400	1440	5.4	15829	19	4 × 2320	1 × 2320	11600
HEA 5502 157 4D	550	2	3 ~ 400	1440	5.4	15126	18	6 × 2320	2 × 2320	18560
HEA 5502 210 4D	550	2	3 ~ 400	1440	5.4	14152	17	8 × 2320	2 × 2320	23200
HEA 5503 159 4D	550	3	3 ~ 400	2160	8.1	23776	22	4 × 3200	1 × 3200	16000
HEA 5503 238 4D	550	3	3 ~ 400	2160	8.1	22714	21	6 × 3200	2 × 3200	25600
HEA 5503 317 4D	550	3	3 ~ 400	2160	8.1	21328	20	8 × 3200	2 × 3200	32000
HEA 5504 212 4D	550	4	3 ~ 400	2880	10.8	31743	28	4 × 4260	1 × 4260	21300
HEA 5504 319 4D	550	4	3 ~ 400	2880	10.8	30353	26	6 × 4260	2 × 4260	34080
HEA 5504 425 4D	550	4	3 ~ 400	2880	10.8	28471	24	8 × 4260	2 × 4260	42600
HEA 6301 73 4D	630	1	3 ~ 400	1100	2.2	11682	19	5 × 1510	1 × 1510	9060
HEA 6301 109 4D	630	1	3 ~ 400	1100	2.2	11098	18	7 × 1510	2 × 1510	13590
HEA 6301 145 4D	630	1	3 ~ 400	1100	2.2	10484	17	9 × 1510	2 × 1510	16610
HEA 6301 181 4D	630	1	3 ~ 400	1100	2.2	10484	16	12 × 1510	2 × 1510	21140
HEA 6302 149 4D	630	2	3 ~ 400	2200	4.4	23475	22	5 × 2740	1 × 2740	16440
HEA 6302 223 4D	630	2	3 ~ 400	2200	4.4	22339	21	7 × 2740	2 × 2740	24660
HEA 6302 297 4D	630	2	3 ~ 400	2200	4.4	21147	20	9 × 2740	2 × 2740	30140
HEA 6302 371 4D	630	2	3 ~ 400	2200	4.4	21147	19	12 × 2740	2 × 2740	38360
HEA 6303 224 4D	630	3	3 ~ 400	3300	6.6	35279	28	5 × 3800	1 × 3800	22800
HEA 6303 337 4D	630	3	3 ~ 400	3300	6.6	33580	26	7 × 3800	2 × 3800	34200
HEA 6303 449 4D	630	3	3 ~ 400	3300	6.6	31793	24	9 × 3800	2 × 3800	41800
HEA 6303 561 4D	630	3	3 ~ 400	3300	6.6	31793	22	12 × 3800	2 × 3800	53200
HEA 6304 300 4D	630	4	3 ~ 400	4400	8.8	47056	33	5 × 5060	1 × 5060	30360
HEA 6304 451 4D	630	4	3 ~ 400	4400	8.8	44773	31	7 × 5060	2 × 5060	45540
HEA 6304 601 4D	630	4	3 ~ 400	4400	8.8	42390	29	9 × 5060	2 × 5060	55660
HEA 6304 751 4D	630	4	3 ~ 400	4400	8.8	42390	27	12 × 5060	2 × 5060	70840
HEA 8001 118 4D	800	1	3 ~ 400	1600	3.5	18865	25	7 × 1700	1 × 1700	13600
HEA 8001 176 4D	800	1	3 ~ 400	1600	3.5	17867	23	10 × 1700	2 × 1700	20400
HEA 8001 235 4D	800	1	3 ~ 400	1600	3.5	16606	21	16 × 1700	2 × 1700	30600
HEA 8001 294 4D	800	1	3 ~ 400	1600	3.5	16606	19	16 × 1700	2 × 1700	30600
HEA 8002 240 4D	800	2	3 ~ 400	3200	7	37904	29	7 × 2810	1 × 2810	22480
HEA 8002 360 4D	800	2	3 ~ 400	3200	7	35940	27	10 × 2810	2 × 2810	33720
HEA 8002 480 4D	800	2	3 ~ 400	3200	7	33541	25	16 × 2810	2 × 2810	50580
HEA 8002 600 4D	800	2	3 ~ 400	3200	7	33541	23	16 × 2810	2 × 2810	50580
HEA 8003 362 4D	800	3	3 ~ 400	4800	10.5	56974	34	7 × 4420	1 × 4420	35360
HEA 8003 543 4D	800	3	3 ~ 400	4800	10.5	53941	32	10 × 4420	2 × 4420	53040
HEA 8003 724 4D	800	3	3 ~ 400	4800	10.5	50373	30	16 × 4420	2 × 4420	79560
HEA 8003 905 4D	800	3	3 ~ 400	4800	10.5	50373	28	16 × 4420	2 × 4420	79560

COMMERCIAL CUBIC EVAPORATORS
EVAPORADORES CÚBICOS COMERCIALES

HFC/HFO/(HCFC)*

FIN SPACING 6 mm, with electrical defrost. Rt>=-18ºC
SEPARACIÓN ALETAS 6 mm, con desescarche eléctrico. Rt>=-18ºC

Model / Modelo	Capacity / Capacidad R404A (kW)		Capacity / Capacidad R448A/R449A (kW)		Superficie/ Surface (m^2)	Tube Volume/ Volumen Interno (dm^3)	N.W/ Peso Neto (kg)	Connection/ Conexión (ø mm)	
	t_e= -8ºC	t_e= -25ºC	t_e= -8ºC	t_e= -25ºC				Inlet/ Entrada	Outlet/ Salida
	DT1=8K	DT1=7K	DT1=8K	DT1=7K					
HEA 2501 06 6D	1.31	0.92	1.35	0.95	5.7	1.4	12	12	16
HEA 2502 11 6D	2.67	1.90	2.74	1.95	11.5	2.8	20	12	19
HEA 2503 17 6D	4.04	2.86	4.14	2.96	17.3	4.2	29	12	22
HEA 2504 23 6D	5.42	4.04	5.29	3.94	23.0	5.6	37	12	22
HEA 2505 29 6D	6.84	5.01	6.92	5.01	28.8	7.0	45	15	28
HEA 2506 35 6D	8.15	5.80	8.32	5.99	34.5	8.5	54	15	28
HEA 3001 08 6D	2.00	1.48	2.00	1.47	7.6	1.9	14	12	19
HEA 3002 15 6D	4.05	3.02	4.03	2.98	15.3	3.8	25	12	22
HEA 3003 23 6D	6.09	4.56	6.07	4.49	23.0	5.6	35	12	22
HEA 3004 31 6D	8.16	5.83	8.31	6.02	30.7	7.5	45	15	28
HEA 3005 38 6D	10.24	7.45	10.39	7.58	38.4	9.4	55	15	28
HEA 3006 46 6D	12.16	8.52	12.47	8.97	46.1	11.3	66	15	28
HEA 3501 10 6D	2.87	2.23	2.82	2.16	9.6	2.3	18	12	19
HEA 3502 19 6D	5.80	4.51	5.69	4.38	19.2	4.7	32	12	22
HEA 3503 28 6D	8.83	6.40	9.02	6.69	28.8	7.0	46	15	22
HEA 3504 38 6D	11.83	9.00	11.94	9.03	38.4	9.4	60	15	28
HEA 3505 48 6D	14.81	10.78	15.11	11.24	48.0	11.7	74	15	35
HEA 3506 57 6D	17.43	12.21	18.03	13.02	57.6	14.1	88	15	35
HEA 4001 13 6D	4.24	3.22	4.25	3.18	13.7	3.4	23	12	19
HEA 4002 27 6D	8.47	6.36	8.55	6.40	26.8	6.6	41	12	22
HEA 4003 36 6D	11.63	8.25	11.96	8.72	35.8	8.8	55	15	28
HEA 4004 54 6D	17.00	12.82	17.16	12.87	53.7	13.2	78	15	35
HEA 4501 20 6D	6.73	4.71	6.96	5.02	20.4	5.0	30	12	22
HEA 4502 41 6D	13.67	9.66	14.09	10.23	40.9	10.0	54	15	28
HEA 4503 61 6D	20.81	15.61	21.02	15.91	61.4	15.0	79	15	35
HEA 4504 82 6D	27.57	19.56	28.34	20.65	81.9	20.0	103	22	42
HEA 5001 26 6D	8.84	6.15	9.18	6.60	26.0	6.4	51	15	28
*HEA 5001 39 6D	11.90	9.15	11.75	8.93	39.0	9.5	59	15	28
**HEA 5001 52 6D	13.95	9.87	14.30	10.31	51.9	12.7	59	22	35
HEA 5002 54 6D	18.29	12.76	18.96	13.64	53.7	13.2	93	22	35
*HEA 5002 81 6D	24.83	18.57	25.16	18.77	80.6	19.7	110	22	35
**HEA 5002 108 6D	28.82	20.47	29.50	21.37	107.5	26.3	120	28	54
HEA 5003 82 6D	28.55	21.16	28.95	21.84	82.3	20.1	135	28	42
*HEA 5003 122 6D	36.53	24.97	38.01	26.85	123.5	30.2	162	28	42
**HEA 5003 163 6D	44.02	32.85	44.37	32.76	163.0	39.9	182	28	76
HEA 5004 109 6D	37.22	26.00	38.53	27.74	109.3	26.7	156	28	54
*HEA 5004 164 6D	49.76	35.05	51.19	37.00	163.9	40.1	199	28	67
**HEA 5004 219 6D	58.57	41.70	59.91	43.69	218.5	53.5	240	35	76

* The coil has 6 rows.
** The coil has 8 rows.

* La bobina tiene 6 filas.
** La bobina tiene 8 filas.

FIN SPACING 6 mm, with electrical defrost. Rt>=-18ºC
SEPARACIÓN ALETAS 6 mm, con desescarche eléctrico. Rt>=-18ºC

Model/ Model	Axial Fans/ Ventilador con motor axial							Electric Defrost/ Desescarche Eléctrico		
	Diámetro Diameter (Φ mm)	Nº	Voltage/ Voltaje (V, 50Hz)	Power/ Potencia (W)	Current/ Intensi-dad (A)	Air Flow/ Volumen de Aire (m^3/h)	Air Throw/ Tiro de Aire (m)	Coil/ Bateria (W)	Drain Pan/ Bandeja (W)	Total (W)
HEA 2501 06 6D	250	1	1 ~ 230	50	0.2	822	4	2 × 440	1 × 440	1320
HEA 2502 11 6D	250	2	1 ~ 230	100	0.5	1646	5	2 × 730	1 × 730	2190
HEA 2503 17 6D	250	3	1 ~ 230	150	0.7	2469	6	2 × 1030	1 × 1030	3090
HEA 2504 23 6D	250	4	1 ~ 230	200	0.9	3295	7	2 × 1310	1 × 1310	3930
HEA 2505 29 6D	250	5	1 ~ 230	250	1.2	4117	8	2 × 1600	1 × 1600	4800
HEA 2506 35 6D	250	6	1 ~ 230	300	1.4	4940	10	2 × 1890	1 × 1890	5670
HEA 3001 08 6D	300	1	1 ~ 230	72	0.3	1350	6	3 × 440	1 × 440	1760
HEA 3002 15 6D	300	2	1 ~ 230	144	0.6	2702	7	3 × 730	1 × 730	2920
HEA 3003 23 6D	300	3	1 ~ 230	216	1.0	4054	9	3 × 1030	1 × 1030	4120
HEA 3004 31 6D	300	4	1 ~ 230	288	1.3	5404	11	3 × 1310	1 × 1310	5240
HEA 3005 38 6D	300	5	1 ~ 230	360	1.6	6756	13	3 × 1600	1 × 1600	6400
HEA 3006 46 6D	300	6	1 ~ 230	432	1.9	8105	15	3 × 1890	1 × 1890	7560
HEA 3501 10 6D	350	1	1 ~ 230	130	0.6	1920	10	4 × 440	2 × 440	2640
HEA 3502 19 6D	350	2	1 ~ 230	260	1.2	3846	14	4 × 730	2 × 730	4380
HEA 3503 28 6D	350	3	1 ~ 230	390	1.7	5762	16	4 × 1030	2 × 1030	6180
HEA 3504 38 6D	350	4	1 ~ 230	520	2.3	7691	20	4 × 1310	2 × 1310	7860
HEA 3505 48 6D	350	5	1 ~ 230	650	2.9	9608	22	4 × 1600	2 × 1600	9600
HEA 3506 57 6D	350	6	1 ~ 230	780	3.5	11525	24	4 × 1890	2 × 1890	11340
HEA 4001 13 6D	400	1	1 ~ 230	160	0.7	3294	11	4 × 550	1 × 550	2750
HEA 4002 27 6D	400	2	1 ~ 230	320	1.5	6536	14	4 × 1030	1 × 1030	5150
HEA 4003 36 6D	400	3	1 ~ 230	480	2.2	9370	16	4 × 1310	1 × 1310	6550
HEA 4004 54 6D	400	4	1 ~ 230	640	2.9	13074	19	4 × 1890	1 × 1890	9450
HEA 4501 20 6D	450	1	3 ~ 400	460	1.0	5686	15	4 × 730	1 × 730	3650
HEA 4502 41 6D	450	2	3 ~ 400	920	1.9	11375	18	4 × 1310	1 × 1310	6550
HEA 4503 61 6D	450	3	3 ~ 400	1380	2.9	17074	22	4 × 1890	1 × 1890	9450
HEA 4504 82 6D	450	4	3 ~ 400	1840	3.8	22753	24	4 × 2470	1 × 2470	12350
HEA 5001 26 6D	500	1	3 ~ 400	820	1.6	7809	24	6 × 730	1 × 730	5110
HEA 5001 39 6D	500	1	3 ~ 400	820	1.6	7095	21	7 × 730	2 × 730	6570
HEA 5001 52 6D	500	1	3 ~ 400	820	1.6	6521	18	8 × 730	2 × 730	7300
HEA 5002 54 6D	500	2	3 ~ 400	1640	3.2	15791	24	6 × 1400	1 × 1400	9800
HEA 5002 81 6D	500	2	3 ~ 400	1640	3.2	14395	20	7 × 1400	2 × 1400	12600
HEA 5002 108 6D	500	2	3 ~ 400	1640	3.2	13265	16	8 × 1400	2 × 1400	14000
HEA 5003 82 6D	500	3	3 ~ 400	2460	4.8	23858	29	6 × 2050	1 × 2050	14350
HEA 5003 122 6D	500	3	3 ~ 400	2460	4.8	21773	24	7 × 2050	2 × 2050	18450
HEA 5003 163 6D	500	3	3 ~ 400	2460	4.8	20014	19	8 × 2050	2 × 2050	20500
HEA 5004 109 6D	500	4	3 ~ 400	3280	6.4	31748	34	6 × 3390	1 × 3390	23730
HEA 5004 164 6D	500	4	3 ~ 400	3280	6.4	28980	29	7 × 3390	2 × 3390	30510
HEA 5004 219 6D	500	4	3 ~ 400	3280	6.4	26745	24	8 × 3390	2 × 3390	33900

COMMERCIAL CUBIC EVAPORATORS
EVAPORADORES CÚBICOS COMERCIALES

HFC/HFO/(HCFC)*

FIN SPACING 6 mm, with electrical defrost. Rt>=-18ºC
SEPARACIÓN ALETAS 6 mm, con desescarche eléctrico. Rt>=-18ºC

Model / Modelo	Capacity / Capacidad R404A (kW)		Capacity / Capacidad R448A/R449A (kW)		Superficie/ Surface (m^2)	Tube Volume/ Volumen Interno (dm^3)	Bobina Filas Coil Rows	N.W/ Peso Neto (kg)	Connection/ Conexión (ø mm)	
	t_e= -8ºC	t_e= -25ºC	t_e= -8ºC	t_e= -25ºC					Inlet/ Entrada	Outlet/ Salida
	DT1=8K	DT1=7K	DT1=8K	DT1=7K						
HEA 5501 35 6D	10.56	8.07	10.33	7.81	35	8.6	4	91.3	15	42
HEA 5501 53 6D	14.34	10.32	14.6	10.56	52.6	12.9	6	105.4	22	42
HEA 5501 70 6D	16.68	12.41	15.7	12	70.1	17.1	8	124.5	22	54
HEA 5502 72 6D	21.58	16.46	21.21	15.97	72	17.6	4	162.3	28	54
HEA 5502 108 6D	29.33	20.96	29.82	21.58	108.1	26.4	6	190.2	28	54
HEA 5502 144 6D	33.65	23.22	34.76	24.71	144.1	35.3	8	222.1	28	54
HEA 5503 109 6D	33.07	23.61	33.74	24.57	109.1	26.7	4	230.2	28	54
HEA 5503 164 6D	44.32	31.69	45.05	32.6	163.6	40	6	274.7	28	67
HEA 5503 218 6D	52.37	38.15	53.11	38.14	218.1	53.4	8	321.7	2×28	2×54
HEA 5504 146 6D	43.62	33.25	42.97	32.3	146.1	35.7	4	300.6	2×28	2×54
HEA 5504 219 6D	57.22	38.83	59.42	41.71	219.1	53.6	6	356.4	35	67
HEA 5504 292 6D	68.16	47.13	70.34	50.06	292.1	71.5	8	418.9	2×28	2×54
HEA 6301 50 6D	15.61	11.64	15.77	11.68	49.9	12.2	4	119.7	22	42
HEA 6301 75 6D	20.39	15.45	19.05	14.76	74.8	18.3	6	142.5	28	67
HEA 6301 100 6D	24.74	18.31	24.43	18.02	99.8	24.4	8	165	28	67
HEA 6301 125 6D	27.48	20.14	27.78	19.88	124.7	30.5	10	205	22	54
HEA 6302 102 6D	31.8	23.69	32.11	23.8	102.1	25	4	216.3	28	67
HEA 6302 153 6D	41.93	28.99	43.22	30.75	153.2	37.5	6	255	28	67
HEA 6302 204 6D	50.36	37.36	49.83	36.66	204.3	50	8	300.6	2×28	2×67
HEA 6302 255 6D	55.62	41.11	54.22	40.06	255.3	62.5	10	385.1	2×28	2×67
HEA 6303 154 6D	46.66	35.98	44.74	34.33	154.4	37.8	4	311.6	2×28	2×67
HEA 6303 232 6D	63.32	43.84	65.24	46.47	231.5	56.7	6	370.9	35	76
HEA 6303 309 6D	75.3	52.97	77.15	55.34	308.7	75.6	8	433.5	2×28	2×67
HEA 6303 386 6D	83.59	60.18	85.27	61.36	385.9	94.4	10	552.7	2×28	2×67
HEA 6304 207 6D	64.19	47.79	64.78	48.03	206.6	50.6	4	404.4	2×28	2×67
HEA 6304 310 6D	78.47	50.86	83.23	55.46	309.9	75.8	6	483.2	35	76
HEA 6304 413 6D	94.51	62.57	99.38	68.5	413.2	101.1	8	566.4	2×28	2×67
HEA 6304 517 6D	106.11	71.69	110.71	77.49	516.5	126.4	10	727.6	2×35	2×76
HEA 8001 81 6D	25.12	19.13	25.07	18.75	80.9	19.8	4	180.9	28	67
HEA 8001 121 6D	33.48	25.31	32.66	24.57	121.3	29.7	6	215.4	28	76
HEA 8001 162 6D	40.1	29.37	40.56	29.31	161.7	39.6	8	253	28	76
HEA 8001 202 6D	43.23	32.06	40.91	31.15	202.1	49.5	10	311.6	2×22	2×54
HEA 8002 165 6D	51.68	37.42	52.53	38.6	164.9	40.4	4	322.3	35	76
HEA 8002 247 6D	68.94	50.3	69.84	51.07	247.4	60.5	6	383.3	2×28	2×67
HEA 8002 330 6D	81.48	59.74	82.37	59.5	329.9	80.7	8	460	2×28	2×76
HEA 8002 412 6D	89.31	66.42	89.23	64.85	412.3	100.9	10	580.7	2×35	2×76
HEA 8003 249 6D	76.99	58.52	77.13	57.49	249	60.9	4	462.9	2×28	2×76
HEA 8003 374 6D	98.85	66.35	103.23	71.94	373.5	91.4	6	552.3	2×28	2×67
HEA 8003 498 6D	118.14	80.72	122.53	86.49	498	121.9	8	663.6	2×35	2×76
HEA 8003 623 6D	130.79	91.51	134.76	96.41	622.5	152.4	10	846.3	2×35	2×76

FIN SPACING 6 mm, with electrical defrost. Rt>=-18ºC
SEPARACIÓN ALETAS 6 mm, con desescarche eléctrico. Rt>=-18ºC

Model/ Model	Axial Fans/ Ventilador con motor axial							Electric Defrost/ Desescarche Eléctrico		
	Diámetro Diameter (Φ mm)	Nº	Voltage/ Voltaje (V, 50Hz)	Power/ Potencia (W)	Current/ Intensi-dad (A)	Air Flow/ Volumen de Aire (m^3/h)	Air Throw/ Tiro de Aire (m)	Coil/ Bateria (W)	Drain Pan/ Bandeja (W)	Total (W)
HEA 5501 35 6D	550	1	3 ~ 400	720	2.7	8074	17	4 × 1280	1 × 1280	6400
HEA 5501 53 6D	550	1	3 ~ 400	720	2.7	7747	16	6 × 1280	2 × 1280	10240
HEA 5501 70 6D	550	1	3 ~ 400	720	2.7	7357	15	8 × 1280	2 × 1280	12800
HEA 5502 72 6D	550	2	3 ~ 400	1440	5.4	16230	20	4 × 2320	1 × 2320	11600
HEA 5502 108 6D	550	2	3 ~ 400	1440	5.4	15604	19	6 × 2320	2 × 2320	18560
HEA 5502 144 6D	550	2	3 ~ 400	1440	5.4	14874	18	8 × 2320	2 × 2320	23200
HEA 5503 109 6D	550	3	3 ~ 400	2160	8.1	24373	23	4 × 3200	1 × 3200	16000
HEA 5503 164 6D	550	3	3 ~ 400	2160	8.1	23457	22	6 × 3200	2 × 3200	25600
HEA 5503 218 6D	550	3	3 ~ 400	2160	8.1	22399	21	8 × 3200	2 × 3200	32000
HEA 5504 146 6D	550	4	3 ~ 400	2880	10.8	32538	27	4 × 4260	1 × 4260	21300
HEA 5504 219 6D	550	4	3 ~ 400	2880	10.8	31293	26	6 × 4260	2 × 4260	34080
HEA 5504 292 6D	550	4	3 ~ 400	2880	10.8	29916	25	8 × 4260	2 × 4260	42600
HEA 6301 50 6D	630	1	3 ~ 400	1100	2.2	11978	20	5 × 1510	1 × 1510	9060
HEA 6301 75 6D	630	1	3 ~ 400	1100	2.2	11491	19	7 × 1510	2 × 1510	13590
HEA 6301 100 6D	630	1	3 ~ 400	1100	2.2	10943	18	9 × 1510	2 × 1510	16610
HEA 6301 125 6D	630	1	3 ~ 400	1100	2.2	10943	17	12 × 1510	2 × 1510	21140
HEA 6302 102 6D	630	2	3 ~ 400	2200	4.4	24044	23	5 × 2740	1 × 2740	16440
HEA 6302 153 6D	630	2	3 ~ 400	2200	4.4	23101	22	7 × 2740	2 × 2740	24660
HEA 6302 204 6D	630	2	3 ~ 400	2200	4.4	22053	21	9 × 2740	2 × 2740	30140
HEA 6302 255 6D	630	2	3 ~ 400	2200	4.4	22053	20	12 × 2740	2 × 2740	38360
HEA 6303 154 6D	630	3	3 ~ 400	3300	6.6	36112	27	5 × 3800	1 × 3800	22800
HEA 6303 232 6D	630	3	3 ~ 400	3300	6.6	34706	26	7 × 3800	2 × 3800	34200
HEA 6303 309 6D	630	3	3 ~ 400	3300	6.6	33133	25	9 × 3800	2 × 3800	41800
HEA 6303 386 6D	630	3	3 ~ 400	3300	6.6	33133	24	12 × 3800	2 × 3800	53200
HEA 6304 207 6D	630	4	3 ~ 400	4400	8.8	48157	34	5 × 5060	1 × 5060	30360
HEA 6304 310 6D	630	4	3 ~ 400	4400	8.8	46274	32	7 × 5060	2 × 5060	45540
HEA 6304 413 6D	630	4	3 ~ 400	4400	8.8	44201	30	9 × 5060	2 × 5060	55660
HEA 6304 517 6D	630	4	3 ~ 400	4400	8.8	44201	28	12 × 5060	2 × 5060	70840
HEA 8001 81 6D	800	1	3 ~ 400	1600	3.5	19462	25	7 × 1700	1 × 1700	13600
HEA 8001 121 6D	800	1	3 ~ 400	1600	3.5	18472	24	10 × 1700	2 × 1700	20400
HEA 8001 162 6D	800	1	3 ~ 400	1600	3.5	17550	23	16 × 1700	2 × 1700	30600
HEA 8001 202 6D	800	1	3 ~ 400	1600	3.5	17550	22	16 × 1700	2 × 1700	30600
HEA 8002 165 6D	800	2	3 ~ 400	3200	7	39071	29	7 × 2810	1 × 2810	22480
HEA 8002 247 6D	800	2	3 ~ 400	3200	7	37129	28	10 × 2810	2 × 2810	33720
HEA 8002 330 6D	800	2	3 ~ 400	3200	7	35407	27	16 × 2810	2 × 2810	50580
HEA 8002 412 6D	800	2	3 ~ 400	3200	7	35407	26	16 × 2810	2 × 2810	50580
HEA 8003 249 6D	800	3	3 ~ 400	4800	10.5	58702	34	7 × 4420	1 × 4420	35360
HEA 8003 374 6D	800	3	3 ~ 400	4800	10.5	55725	33	10 × 4420	2 × 4420	53040
HEA 8003 498 6D	800	3	3 ~ 400	4800	10.5	53203	32	16 × 4420	2 × 4420	79560
HEA 8003 623 6D	800	3	3 ~ 400	4800	10.5	53203	31	16 × 4420	2 × 4420	79560

COMMERCIAL CUBIC EVAPORATORS
EVAPORADORES CÚBICOS COMERCIALES

HFC/HFO/(HCFC)*

FIN SPACING 9 mm, with electrical defrost. Rt>=-35ºC
SEPARACIÓN ALETAS 9 mm, con desescarche eléctrico, Rt>=-35ºC

Model / Modelo	Capacity / Capacidad R404A (kW)		Capacity / Capacidad R448A/R449A (kW)		Superficie/ Surface (m^2)	Tube Volume/ Volumen Interno (dm^3)	N.W/ Peso Neto (kg)	Connection/ Conexión (ø mm)	
	t_e= -8ºC	t_e= -25ºC	t_e= -8ºC	t_e= -25ºC				Inlet/ Entrada	Outlet/ Salida
	DT1=8K	DT1=7K	DT1=8K	DT1=7K					
HEA 2501 04 9D	1.10	0.78	1.13	0.79	4.0	1.4	11	12	16
HEA 2502 08 9D	2.25	1.61	2.29	1.61	8.0	2.8	19	12	19
HEA 2503 12 9D	3.39	2.44	3.44	2.44	12.0	4.2	27	12	22
HEA 2504 16 9D	4.46	3.27	4.24	3.18	16.1	5.6	36	12	22
HEA 2505 20 9D	5.67	4.16	5.62	4.07	20.1	7.0	44	15	28
HEA 2506 24 9D	6.81	4.95	6.92	4.93	24.1	8.5	51	15	28
HEA 3001 06 9D	1.65	1.21	1.59	1.18	5.3	1.9	14	12	19
HEA 3002 10 9D	3.32	2.45	3.20	2.39	10.7	3.8	24	12	22
HEA 3003 16 9D	5.00	3.70	4.81	3.59	16.0	5.6	33	12	22
HEA 3004 21 9D	6.76	4.91	6.85	4.91	21.4	7.5	43	15	28
HEA 3005 27 9D	8.45	6.19	8.52	6.14	26.8	9.4	53	15	28
HEA 3006 31 9D	10.14	7.29	10.31	7.37	32.1	11.3	63	15	28
HEA 3501 07 9D	2.43	1.85	2.30	1.78	6.7	2.3	17	12	19
HEA 3502 13 9D	4.90	3.74	4.63	3.59	13.4	4.7	31	12	22
HEA 3503 20 9D	7.56	5.55	7.67	5.65	20.1	7.0	44	15	22
HEA 3504 27 9D	10.02	7.59	9.95	7.45	26.8	9.4	57	15	28
HEA 3505 34 9D	12.66	9.31	12.84	9.47	33.5	11.7	70	15	35
HEA 3506 40 9D	15.06	10.66	15.45	11.19	40.2	14.1	84	15	35
HEA 4001 09 9D	3.46	2.61	3.33	2.52	9.6	3.4	22	12	19
HEA 4002 18 9D	6.93	5.21	6.87	5.10	18.7	6.6	39	12	22
HEA 4003 24 9D	9.70	6.97	9.89	7.21	25.0	8.8	53	15	28
HEA 4004 36 9D	13.91	10.47	13.78	10.25	37.5	13.2	74	15	35
HEA 4501 14 9D	5.61	3.99	5.75	4.15	14.3	5.0	28	12	22
HEA 4502 28 9D	11.36	8.12	11.59	8.42	28.5	10.0	51	15	28
HEA 4503 41 9D	16.98	12.79	17.04	12.61	42.8	15.0	74	15	35
HEA 4504 57 9D	22.84	16.40	23.28	16.95	57.1	20.0	97	22	42
HEA 5001 17 9D	7.40	5.24	7.60	5.50	18.1	6.4	49	15	28
*HEA 5001 26 9D	10.03	7.62	9.54	7.32	27.2	9.5	57	15	28
**HEA 5001 36 9D	12.31	8.89	12.55	9.06	36.2	12.7	56	22	35
HEA 5002 36 9D	15.28	10.81	15.66	11.33	37.5	13.2	89	22	35
*HEA 5002 54 9D	20.99	15.71	21.06	15.53	56.2	19.7	105	22	35
**HEA 5002 75 9D	25.40	18.40	25.86	18.70	75.0	26.3	112	28	54
HEA 5003 54 9D	23.36	17.44	23.58	17.45	57.4	20.1	129	28	42
*HEA 5003 82 9D	31.61	21.95	32.57	23.27	86.1	30.2	154	28	42
**HEA 5003 114 9D	38.31	28.66	37.85	28.11	113.7	39.9	170	28	76
HEA 5004 76 9D	31.03	21.97	31.78	23.00	76.2	26.7	149	28	54
*HEA 5004 114 9D	42.66	30.38	43.54	31.49	114.3	40.1	188	28	67
**HEA 5004 152 9D	51.58	37.43	52.48	37.99	152.4	53.5	225	35	76

* The coil has 6 rows.
** The coil has 8 rows.

* La bobina tiene 6 filas.
** La bobina tiene 8 filas.

FIN SPACING 9 mm, with electrical defrost. Rt>=-35ºC
SEPARACIÓN ALETAS 9 mm, con desescarche eléctrico, Rt>=-35ºC

Model/ Model	Axial Fans/ Ventilador con motor axial							Electric Defrost/ Desescarche Eléctrico		
	Diámetro Diameter (Φ mm)	Nº	Voltage/ Voltaje (V, 50Hz)	Power/ Potencia (W)	Current/ Intensi-dad (A)	Air Flow/ Volumen de Aire (m^3/h)	Air Throw/ Tiro de Aire (m)	Coil/ Bateria (W)	Drain Pan/ Bandeja (W)	Total (W)
HEA 2501 04 9D	250	1	1 ~ 230	50	0.2	866	4	2 × 440	1 × 440	1320
HEA 2502 08 9D	250	2	1 ~ 230	100	0.5	1733	5	2 × 730	1 × 730	2190
HEA 2503 12 9D	250	3	1 ~ 230	150	0.7	2599	6	2 × 1030	1 × 1030	3090
HEA 2504 16 9D	250	4	1 ~ 230	200	0.9	3469	7	2 × 1310	1 × 1310	3930
HEA 2505 20 9D	250	5	1 ~ 230	250	1.2	4334	9	2 × 1600	1 × 1600	4800
HEA 2506 24 9D	250	6	1 ~ 230	300	1.4	5200	10	2 × 1890	1 × 1890	5670
HEA 3001 06 9D	300	1	1 ~ 230	72	0.3	1412	6	3 × 440	1 × 440	1760
HEA 3002 10 9D	300	2	1 ~ 230	144	0.6	2826	7	3 × 730	1 × 730	2920
HEA 3003 16 9D	300	3	1 ~ 230	216	1.0	4240	9	3 × 1030	1 × 1030	4120
HEA 3004 21 9D	300	4	1 ~ 230	288	1.3	5651	11	3 × 1310	1 × 1310	5240
HEA 3005 27 9D	300	5	1 ~ 230	360	1.6	7065	13	3 × 1600	1 × 1600	6400
HEA 3006 31 9D	300	6	1 ~ 230	432	1.9	8475	15	3 × 1890	1 × 1890	7560
HEA 3501 07 9D	350	1	1 ~ 230	130	0.6	2084	11	4 × 440	2 × 440	2640
HEA 3502 13 9D	350	2	1 ~ 230	260	1.2	4174	14	4 × 730	2 × 730	4380
HEA 3503 20 9D	350	3	1 ~ 230	390	1.7	6252	17	4 × 1030	2 × 1030	6180
HEA 3504 27 9D	350	4	1 ~ 230	520	2.3	8346	20	4 × 1310	2 × 1310	7860
HEA 3505 34 9D	350	5	1 ~ 230	650	2.9	10424	22	4 × 1600	2 × 1600	9600
HEA 3506 40 9D	350	6	1 ~ 230	780	3.5	12503	24	4 × 1890	2 × 1890	11340
HEA 4001 09 9D	400	1	1 ~ 230	160	0.7	3438	11	4 × 550	1 × 550	2750
HEA 4002 18 9D	400	2	1 ~ 230	320	1.5	6826	14	4 × 1030	1 × 1030	5150
HEA 4003 24 9D	400	3	1 ~ 230	480	2.2	9837	16	4 × 1310	1 × 1310	6550
HEA 4004 36 9D	400	4	1 ~ 230	640	2.9	13655	20	4 × 1890	1 × 1890	9450
HEA 4501 14 9D	450	1	3 ~ 400	460	1.0	5900	15	4 × 730	1 × 730	3650
HEA 4502 28 9D	450	2	3 ~ 400	920	1.9	11803	18	4 × 1310	1 × 1310	6550
HEA 4503 41 9D	450	3	3 ~ 400	1380	2.9	17716	22	4 × 1890	1 × 1890	9450
HEA 4504 57 9D	450	4	3 ~ 400	1840	3.8	23609	24	4 × 2470	1 × 2470	12350
HEA 5001 17 9D	500	1	3 ~ 400	820	1.6	8129	26	6 × 730	1 × 730	5110
HEA 5001 26 9D	500	1	3 ~ 400	820	1.6	7495	23	7 × 730	2 × 730	6570
HEA 5001 36 9D	500	1	3 ~ 400	820	1.6	6940	20	8 × 730	2 × 730	7300
HEA 5002 36 9D	500	2	3 ~ 400	1640	3.2	16404	24	6 × 1400	1 × 1400	9800
HEA 5002 54 9D	500	2	3 ~ 400	1640	3.2	15170	20	7 × 1400	2 × 1400	12600
HEA 5002 75 9D	500	2	3 ~ 400	1640	3.2	14095	16	8 × 1400	2 × 1400	14000
HEA 5003 54 9D	500	3	3 ~ 400	2460	4.8	24742	29	6 × 2050	1 × 2050	14350
HEA 5003 82 9D	500	3	3 ~ 400	2460	4.8	22908	24	7 × 2050	2 × 2050	18450
HEA 5003 114 9D	500	3	3 ~ 400	2460	4.8	21259	19	8 × 2050	2 × 2050	20500
HEA 5004 76 9D	500	4	3 ~ 400	3280	6.4	32938	34	6 × 3390	1 × 3390	23730
HEA 5004 114 9D	500	4	3 ~ 400	3280	6.4	30501	29	7 × 3390	2 × 3390	30510
HEA 5004 152 9D	500	4	3 ~ 400	3280	6.4	28399	24	8 × 3390	2 × 3390	33900

COMMERCIAL CUBIC EVAPORATORS
EVAPORADORES CÚBICOS COMERCIALES

HFC/HFO/(HCFC)*

FIN SPACING 9 mm, with electrical defrost. Rt>=-35ºC
SEPARACIÓN ALETAS 9 mm, con desescarche eléctrico, Rt>=-35ºC

Model / Modelo	Capacity / Capacidad R404A (kW)		Capacity / Capacidad R448A/R449A (kW)		Superficie/ Surface (m²)	Tube Volume/ Volumen Interno (dm³)	Bobina Filas Coil Rows	N.W/ Peso Neto (kg)	Connection/ Conexión (ø mm)	
	t_e= -8ºC	t_e= -25ºC	t_e= -8ºC	t_e= -25ºC					Inlet/ Entrada	Outlet/ Salida
	DT1=8K	DT1=7K	DT1=8K	DT1=7K						
HEA 5501 24 9D	8.51	6.36	7.97	6.1	24.4	8.6	4	88.9	15	42
HEA 5501 37 9D	12.09	8.76	12.24	8.77	36.7	12.9	6	101.8	22	42
HEA 5501 49 9D	14	10.47	13.11	10.08	48.9	17.1	8	119.7	22	54
HEA 5502 50 9D	17.38	13.00	16.36	12.48	50.2	17.6	4	157.3	28	54
HEA 5502 75 9D	24.69	17.93	24.99	17.93	75.4	26.4	6	182.7	28	54
HEA 5502 101 9D	29.66	20.71	30.41	21.56	100.5	35.3	8	212.1	28	54
HEA 5503 76 9D	27.03	19.57	27.42	19.79	76.1	26.7	4	222.8	28	54
HEA 5503 114 9D	37.29	27.11	37.74	27.06	114.1	40	6	263.6	28	67
HEA 5503 152 9D	45.41	33.19	45.64	32.67	152.1	53.4	8	306.7	2×28	2×54
HEA 5504 102 9D	35.11	26.28	33.15	25.23	101.9	35.7	4	290.5	2×28	2×54
HEA 5504 153 9D	49.06	34.04	50.43	35.73	152.8	53.6	6	341.3	35	67
HEA 5504 204 9D	59.99	42.08	61.44	43.7	203.7	71.5	8	398.8	2×28	2×54
HEA 6301 35 9D	12.6	9.39	12.45	9.17	34.8	12.2	4	116.3	22	42
HEA 6301 52 9D	16.46	12.5	15.22	11.92	52.2	18.3	6	137.3	28	67
HEA 6301 70 9D	21.32	15.67	20.5	15.26	69.6	24.4	8	158.2	28	67
HEA 6301 87 9D	24.48	17.93	24.33	17.56	87	30.5	10	196.4	22	54
HEA 6302 71 9D	25.64	19.07	25.4	18.66	71.2	25	4	209.4	28	67
HEA 6302 107 9D	35.7	25.15	36.49	26.02	106.8	37.5	6	244.6	28	67
HEA 6302 143 9D	43.36	31.87	41.82	31.04	142.5	50	8	286.6	2×28	2×67
HEA 6302 178 9D	49.25	35.94	47	35.05	178.1	62.5	10	367.6	2×28	2×67
HEA 6303 108 9D	37.11	27.88	34.22	26.57	107.7	37.8	4	300.9	2×28	2×67
HEA 6303 162 9D	53.9	38	55.05	39.33	161.5	56.7	6	354.8	35	76
HEA 6303 215 9D	65.84	47.23	67.05	47.89	215.3	75.6	8	412.2	2×28	2×67
HEA 6303 269 9D	74.98	54.28	76.25	54.46	269.2	94.4	10	526.1	2×28	2×67
HEA 6304 144 9D	51.71	38.44	51.28	37.64	144.1	50.6	4	390.2	2×28	2×67
HEA 6304 216 9D	68.52	45.65	71.67	49.56	216.1	75.8	6	461.9	35	76
HEA 6304 288 9D	84.34	56.99	87.76	61.32	288.2	101.1	8	538.1	2×28	2×67
HEA 6304 360 9D	96.73	66.34	100.16	70.8	360.2	126.4	10	692.1	2×35	2×76
HEA 8001 56 9D	20.29	15.26	19.37	14.68	56.4	19.8	4	175.2	28	67
HEA 8001 85 9D	27.92	20.81	26.33	20.04	84.6	29.7	6	207	28	76
HEA 8001 113 9D	34.7	25.42	34.48	25.03	112.8	39.6	8	241.7	28	76
HEA 8001 141 9D	37.74	28.14	35.58	27.23	141	49.5	10	297.5	2×22	2×54
HEA 8002 115 9D	42.12	30.84	42.6	30.94	115	40.4	4	310.9	35	76
HEA 8002 173 9D	58.02	42.48	58.54	42.28	172.5	60.5	6	366.2	2×28	2×67
HEA 8002 230 9D	70.44	51.81	70.1	50.82	230.1	80.7	8	437.3	2×28	2×76
HEA 8002 288 9D	80.03	58.75	78.69	57.31	287.6	100.9	10	552.2	2×35	2×76
HEA 8003 174 9D	62.05	46.73	59.59	44.98	173.7	60.9	4	445.8	2×28	2×76
HEA 8003 261 9D	85.39	58.69	88.21	62.44	260.5	91.4	6	526.6	2×28	2×67
HEA 8003 347 9D	104.31	72.55	107.29	76.17	347.4	121.9	8	629.4	2×35	2×76
HEA 8003 434 9D	119.15	84.67	122.06	86.95	434.2	152.4	10	803.6	2×35	2×76

FIN SPACING 9 mm, with electrical defrost. Rt>=-35ºC
SEPARACIÓN ALETAS 9 mm, con desescarche eléctrico, Rt>=-35ºC

Model/ Model	Axial Fans/ Ventilador con motor axial							Electric Defrost/ Desescarche Eléctrico		
	Diámetro Diameter (Φ mm)	Nº	Voltage/ Voltaje (V, 50Hz)	Power/ Potencia (W)	Current/ Intensi-dad (A)	Air Flow/ Volumen de Aire (m^3/h)	Air Throw/ Tiro de Aire (m)	Coil/ Bateria (W)	Drain Pan/ Bandeja (W)	Total (W)
HEA 5501 24 9D	550	1	3 ~ 400	720	2.7	8257	17	4 × 1280	1 × 1280	6400
HEA 5501 37 9D	550	1	3 ~ 400	720	2.7	7957	16	6 × 1280	2 × 1280	10240
HEA 5501 49 9D	550	1	3 ~ 400	720	2.7	7663	16	8 × 1280	2 × 1280	12800
HEA 5502 50 9D	550	2	3 ~ 400	1440	5.4	16586	21	4 × 2320	1 × 2320	11600
HEA 5502 75 9D	550	2	3 ~ 400	1440	5.4	15857	20	6 × 2320	2 × 2320	18560
HEA 5502 101 9D	550	2	3 ~ 400	1440	5.4	15254	19	8 × 2320	2 × 2320	23200
HEA 5503 76 9D	550	3	3 ~ 400	2160	8.1	24903	24	4 × 3200	1 × 3200	16000
HEA 5503 114 9D	550	3	3 ~ 400	2160	8.1	24049	23	6 × 3200	2 × 3200	25600
HEA 5503 152 9D	550	3	3 ~ 400	2160	8.1	23205	22	8 × 3200	2 × 3200	32000
HEA 5504 102 9D	550	4	3 ~ 400	2880	10.8	33241	28	4 × 4260	1 × 4260	21300
HEA 5504 153 9D	550	4	3 ~ 400	2880	10.8	32100	27	6 × 4260	2 × 4260	34080
HEA 5504 204 9D	550	4	3 ~ 400	2880	10.8	30957	26	8 × 4260	2 × 4260	42600
HEA 6301 35 9D	630	1	3 ~ 400	1100	2.2	12177	20	5 × 1510	1 × 1510	9060
HEA 6301 52 9D	630	1	3 ~ 400	1100	2.2	11812	19	7 × 1510	2 × 1510	13590
HEA 6301 70 9D	630	1	3 ~ 400	1100	2.2	11354	19	9 × 1510	2 × 1510	16610
HEA 6301 87 9D	630	1	3 ~ 400	1100	2.2	11354	18	12 × 1510	2 × 1510	21140
HEA 6302 71 9D	630	2	3 ~ 400	2200	4.4	24405	24	5 × 2740	1 × 2740	16440
HEA 6302 107 9D	630	2	3 ~ 400	2200	4.4	23733	23	7 × 2740	2 × 2740	24660
HEA 6302 143 9D	630	2	3 ~ 400	2200	4.4	22851	22	9 × 2740	2 × 2740	30140
HEA 6302 178 9D	630	2	3 ~ 400	2200	4.4	22851	21	12 × 2740	2 × 2740	38360
HEA 6303 108 9D	630	3	3 ~ 400	3300	6.6	36642	28	5 × 3800	1 × 3800	22800
HEA 6303 162 9D	630	3	3 ~ 400	3300	6.6	35653	27	7 × 3800	2 × 3800	34200
HEA 6303 215 9D	630	3	3 ~ 400	3300	6.6	34330	26	9 × 3800	2 × 3800	41800
HEA 6303 269 9D	630	3	3 ~ 400	3300	6.6	34330	25	12 × 3800	2 × 3800	53200
HEA 6304 144 9D	630	4	3 ~ 400	4400	8.8	48861	35	5 × 5060	1 × 5060	30360
HEA 6304 216 9D	630	4	3 ~ 400	4400	8.8	47609	33	7 × 5060	2 × 5060	45540
HEA 6304 288 9D	630	4	3 ~ 400	4400	8.8	45798	31	9 × 5060	2 × 5060	55660
HEA 6304 360 9D	630	4	3 ~ 400	4400	8.8	45798	29	12 × 5060	2 × 5060	70840
HEA 8001 56 9D	800	1	3 ~ 400	1600	3.5	19936	25	7 × 1700	1 × 1700	13600
HEA 8001 85 9D	800	1	3 ~ 400	1600	3.5	19067	24	10 × 1700	2 × 1700	20400
HEA 8001 113 9D	800	1	3 ~ 400	1600	3.5	18247	23	16 × 1700	2 × 1700	30600
HEA 8001 141 9D	800	1	3 ~ 400	1600	3.5	18247	22	16 × 1700	2 × 1700	30600
HEA 8002 115 9D	800	2	3 ~ 400	3200	7	39987	30	7 × 2810	1 × 2810	22480
HEA 8002 173 9D	800	2	3 ~ 400	3200	7	38339	29	10 × 2810	2 × 2810	33720
HEA 8002 230 9D	800	2	3 ~ 400	3200	7	36699	28	16 × 2810	2 × 2810	50580
HEA 8002 288 9D	800	2	3 ~ 400	3200	7	36699	27	16 × 2810	2 × 2810	50580
HEA 8003 174 9D	800	3	3 ~ 400	4800	10.5	60065	37	7 × 4420	1 × 4420	35360
HEA 8003 261 9D	800	3	3 ~ 400	4800	10.5	57571	35	10 × 4420	2 × 4420	53040
HEA 8003 347 9D	800	3	3 ~ 400	4800	10.5	55110	33	16 × 4420	2 × 4420	79560
HEA 8003 434 9D	800	3	3 ~ 400	4800	10.5	55110	31	16 × 4420	2 × 4420	79560

COMMERCIAL CUBIC EVAPORATORS
EVAPORADORES CÚBICOS COMERCIALES

HFC/HFO/(HCFC)*

AVAILABLE OPTIONS FOR HEA SERIES:

Defrost options:
-Without defrost (air)
-D: Electrical defrost: standard model
- HG: hot gas
-W: water
- HGD: hot gas defrost for coil and electrical defrost for tray
- WD: water and electrical

Tube material options:
- Copper: standard models
- 1: Stainless steel AISI SUS304

Coil protection options:
- Aluminium fins: standard models
- Fins with GOLDFIN anti-corrosion high resistance coating.

Fan options:
- EC Fans
- Silica gel heaters for fan nozzles: only for ø500 mm or above models
- Streamers: Air-guiding device for increased airthrow

Casing options:
- White powder-coated painted aluminium: standard models
- 2: stainless steel AISI SUS304

Other options:
- Double insulated drip tray (recommended for low temperature room applications)
- Thermal protector for defrosting electrical heaters

OPCIONES DISPONIBLES PARA LA SERIE HEA:

Opciones de desescarche:
- Sin desescarche (aire)
- D: Desescarche eléctrico: modelo estándar
- HG: Gas caliente
- W: agua
- HGD: gas caliente en serpentín y eléctrico en bandeja
- WD: agua y eléctrico

Opciones material tubos:
- Cobre: modelo estándar
- 1: Acero inoxidable AISI SUS304

Opciones protección de serpentín:
- Aleta de aluminio: modelo estándar
- Aleta con tratamiento GOLDFIN con anticorrosión de alta resistencia.

Opciones ventiladores:
- Ventiladores EC
- Resistencias calefactoras para aro de ventiladores: sólo para modelos ø500 mm o más grandes
- Streamers: Dispositivo de aire guiado para incrementar el tiro de aire.

Opciones carcasa:
- Aluminio pintado al polvo blanco: modelos estándar
- 2: acero inoxidable AISI SUS304

Otras opciones:
- Bandeja de goteo con doble aislamiento (recomendada en aplicaciones con cámaras de baja temperatura)
- Protector térmico para resistencias de desercarche



INDUSTRIAL CUBIC EVAPORATORS
EVAPORADORES CUBICOS INDUSTRIAL

HFC/HFO/(HCFC)*

INDUSTRIAL CUBIC EVAPORATORS
EVAPORADORES CUBICOS INDUSTRIALES

The HEB range of industrial cubic evaporators has been designed for use in big cold rooms for the preservation of fresh and frozen products.

The exchange coils used in the HEB range are built with a geometry of recognized high efficiency, with special profile aluminum fins and ø15 mm high quality copper tubes, with high heat transfer coefficient. They are supplied clean and tested under a pressure of 30 bar.

The HEB range has models with 4 different fin pitch depending on the temperature of the cold room:

- HEB XXXX XX 4.5X: with 4.5 mm pitch, suitable for high temperatures in the cold room (Rt >=0ºC)
- HEB XXXX XX 7X: with 7 mm pitch, suitable for medium temperatures in the cold room(Rt >=-20ºC)
- HEB XXXX XX 10X: with 10 mm pitch, suitable for low temperatures in the cold room (Rt >=-35ºC)
- HEB XXXX XX 12X: with 12 mm pitch, suitable for low temperatures in the cold room (Rt >=-40ºC)

The increased pitch compared to commercial models allows for harder use with more frost production.

The standard electric fans used in this range have the following characteristics:

-ø500, 550, 630 mm: three-phase 400V/3/50 Hz with external rotor, with type K grid and nozzle (short mouth) . Operating temperature -40ºC to +40ºC.

HEB SERIES EVAPORATOR
EVAPORADORES SERIE HEB

La gama de evaporadores cúbicos industriales HEB ha sido diseñada para su uso en grandes cámaras frigoríficas de conservación de productos frescos y congelados.

Los baterías de intercambio utilizadas en la gama HEB están construidos con una geometría de reconocida alta eficiencia, con aletas de aluminio de perfil especial y tubos de cobre de ø15 mm de alta calidad, con un alto coeficiente de transferencia de calor. Se suministran limpias y probadas a una presión de 30 bar.

La gama HEB dispone de modelos con 4 diferentes pasos de aleta según la temperatura de la cámara:

- HEB XXXX XX 4.5X: con separación de 4,5 mm, aptos para altas temperaturas de cámara (Rt >=0ºC)
- HEB XXXX XX 7X: con separación de 7 mm, aptos para medias temperaturas de cámara (Rt >=-20ºC)
- HEB XXXX XX 10X: con separación de 10 mm, aptos para bajas temperaturas de cámara (Rt >=-35ºC)
- HEB XXXX XX 12X: con separación de 12 mm, aptos para bajas temperaturas de cámara (Rt >=-40ºC)

La separación aumentada respecto de los modelos comerciales permite un uso más duro con una mayor producción de escarcha

Los motoventiladores eléctricos estándar utilizados en esta gama tienen las siguientes características:

-ø500, 550, 630 mm: trifásicos 400V/3/50 Hz de rotor externo, con bafle y rejilla tipo K (embocadura corta). Temperatura de funcionamiento -40ºC a +40ºC.

HEB SERIES EVAPORATOR
EVAPORADORES SERIE HEB

-ø500, 550, 630 mm: three-phase 400V/3/50 Hz with external rotor, with L-type grille and nozzle (long mouth). Operating temperature -40ºC to +40ºC.

-ø630, 800 mm: three-phase 400V/3/50 Hz with external rotor, with ZN-type grille and nozzle (long mouth). Operating temperature -40ºC to +40ºC.

White powder-coated aluminium casing with high resistance to corrosion and impacts.

In models with electric defrost, stainless steel electric heaters covered by aluminum tubes are used, located in the finned package and in the drain pan to avoid steam problems and make easy replacement.

The electrical parts are connected to an earth terminal, inside a connection box with access holes equipped with cable glands with IP 65 protection.

For performance at work points other than those in this catalog, use the “Unit Selector Hybrid HISPANIA” software.

For special applications and additional information consult our Technical Department.

-ø500, 550 y 630 mm: trifásicos 400V/3/50 Hz de rotor externo, con bafle y rejilla tipo L (embocadura larga). Temperatura de funcionamiento -40ºC a +40ºC.

-ø630 y 800 mm: trifásicos 400V/3/50 Hz de rotor externo, con bafle y rejilla tipo ZN (embocadura larga). Temperatura de funcionamiento -40ºC a +40ºC.

La carcasa de aluminio pintado en blanco al polvo electrostático con alta resistencia a la corrosión y a los impactos.

En los modelos con desescarche eléctrico se usan resistencias en acero inoxidable cubiertas por tubos de aluminio, situados en el paquete aleteado y en la bandeja de drenaje para evitar problemas de vapor y facilitar la sustitución.

Las partes eléctricas están conectadas a un terminal de tierra, dentro de una caja de conexiones con orificios de acceso equipados con prensaestopas con grado de protección IP 65.

Para rendimientos en puntos de trabajo distintos a los de este catálogo utilizar el software “Unit Selector Hybrid HISPANIA”.

Para aplicaciones especiales e informaciones adicionales consultar a nuestro Departamento Técnico.

HEB 6301 60 7D S1 2 3

- 3 — Fin materials (blank: aluminum, 3: stainless steel, GF: golden fins) / Materiales de las aletas (en blanco: aluminio, 3: acero inoxidable, GF: aletas doradas)
- 2 — Casing materials (blank: aluminum, 2: stainless steel) / Materiales de la carcasa (en blanco: aluminio, 2: acero inoxidable)
- S1 — Tube materials (blank: copper, 1: stainless steel) / Materiales del tubo (en blanco: cobre, 1: acero inoxidable)
- D — Defrost system (blank: air, D: electric, HG: hot gas, W: water, HGD: hot gas & electric, WD: water & electric) / Sistema de descongelación (en blanco: aire, D: eléctrico, HG: gas caliente, W: agua, HGD: gas caliente y eléctrico, WD: agua y electricidad)
- 7 — Fin spacing (mm) / Espacio entre aletas
- 60 — Surface (m^2) / Superficie
- 6 — Fan number / Número de ventiladores
- 301 — Fan ø (mm) / Ventilador ø (mm)
- HEB — Series / Serie

INDUSTRIAL CUBIC EVAPORATORS
EVAPORADORES CUBICOS INDUSTRIAL

HFC/HFO/(HCFC)*

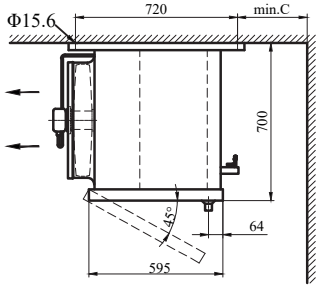

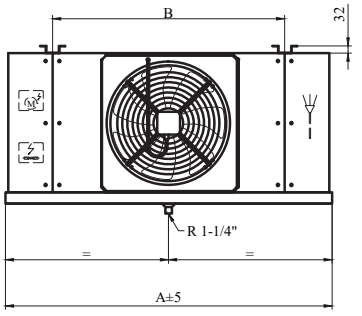

HEB/D 5001

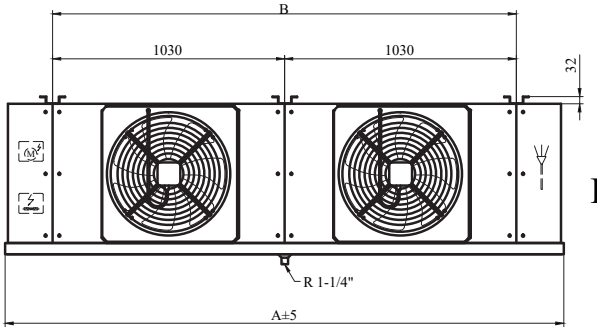

HEB/D 5002

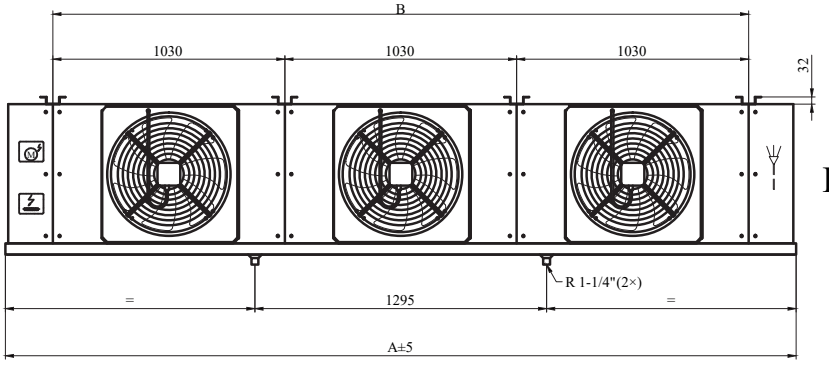

HEB/D 5003

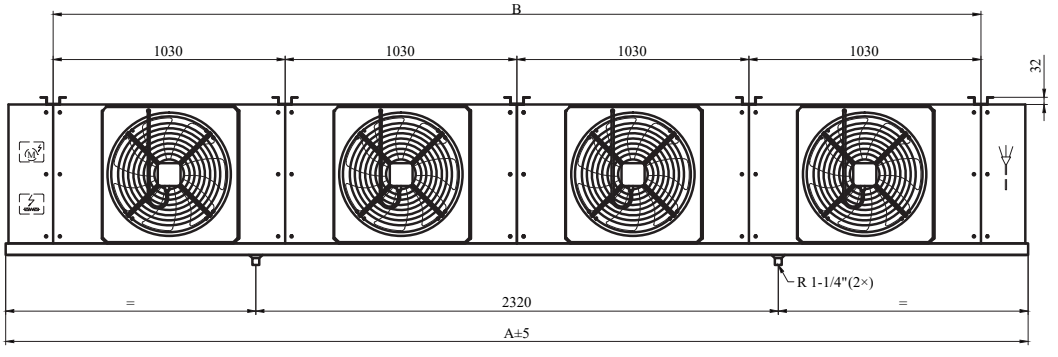

HEB/D 5004

Model / Model	Dimensions / Dimensiones (mm)		
	A	B	C
HEB 5001...	1450	1030	300
HEB 5002…	2480	2060	400
HEB 5003…	3510	3090	450
HEB 5004…	4540	4120	490

INDUSTRIAL CUBIC EVAPORATORS
EVAPORADORES CUBICOS INDUSTRIAL

HFC/HFO/(HCFC)*

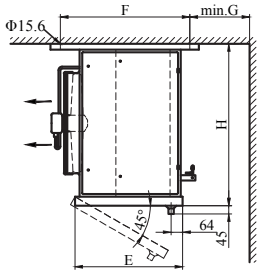

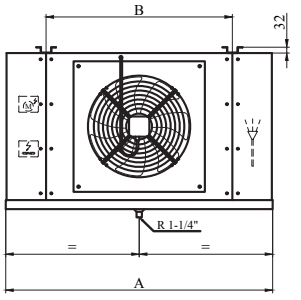

HEB
5501/6301/8001

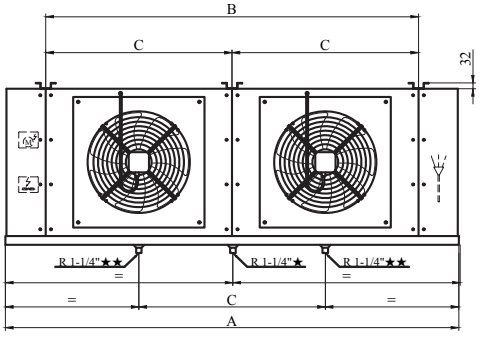

HEB
★5502
★★6302/8002

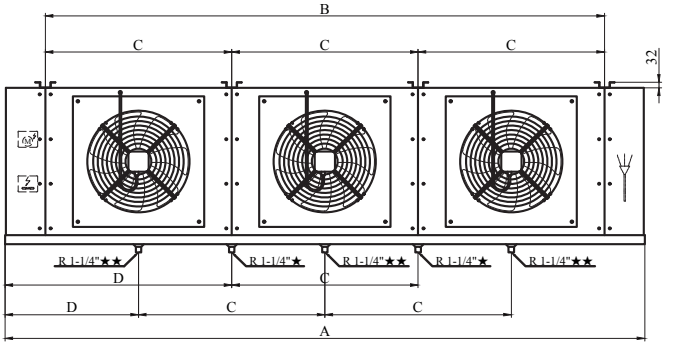

HEB
★5503
★★6303/8003

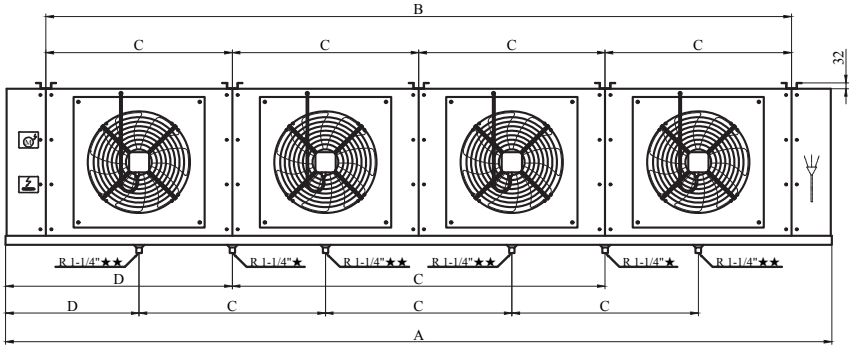

HEB
★5504
★★6304

Model / Model	Dimensions / Dimensiones (mm)							
	A	B	C	D	E	F	G	H
HEB 5501(4 rows)…	1500	1030	1030		595	705	260	900
HEB 5501(6 rows)…	1500	1030	1030		610	720	260	900
HEB 5501(8 rows)…	1500	1030	1030		710	820	260	900
HEB 5502(4 rows)…	2530	2060	1030		595	705	380	900
HEB 5502(6 rows)…	2530	2060	1030		610	720	380	900
HEB 5502(8 rows)…	2530	2060	1030		710	820	380	900
HEB 5503(4 rows)…	3560	3090	1030	750	595	705	460	900
HEB 5503(6 rows)…	3560	3090	1030	750	610	720	460	900
HEB 5503(8 rows)…	3560	3090	1030	750	710	820	460	900
HEB 5504(4 rows)…	4590	4120	1030	750	595	705	500	900
HEB 5504(6 rows)…	4590	4120	1030	750	610	720	500	900
HEB 5504(8 rows)…	4590	4120	1030	750	710	820	500	900
HEB 6301(4 rows)…	1700	1230	1230		595	705	310	1000
HEB 6301(6 rows)…	1700	1230	1230		640	750	310	1000
HEB 6301(8 rows)…	1700	1230	1230		710	820	310	1000
HEB 6301(10 rows)…	1700	1230	1230		810	920	310	1000
HEB 6302(4 rows)…	2930	2460	1230		595	705	440	1000
HEB 6302(6 rows)…	2930	2460	1230		640	750	440	1000
HEB 6302(8 rows)…	2930	2460	1230		710	820	440	1000
HEB 6302(10 rows)…	2930	2460	1230		810	920	440	1000
HEB 6303(4 rows)…	4160	3690	1230	850	595	705	530	1000
HEB 6303(6 rows)…	4160	3690	1230	850	640	750	530	1000
HEB 6303(8 rows)…	4160	3690	1230	850	710	820	530	1000
HEB 6303(10 rows)…	4160	3690	1230	850	810	920	530	1000
HEB 6304(4 rows)…	5390	4920	1230	850	595	705	580	1000
HEB 6304(6 rows)…	5390	4920	1230	850	640	750	580	1000
HEB 6304(8 rows)…	5390	4920	1230	850	710	820	580	1000
HEB 6304(10 rows)…	5390	4920	1230	850	810	920	580	1000
HEB 8001(4 rows)…	1900	1430	1430		610	720	390	1300
HEB 8001(6 rows)…	1900	1430	1430		710	820	390	1300
HEB 8001(8 rows)…	1900	1430	1430		770	880	390	1300
HEB 8001(10 rows)…	1900	1430	1430		870	980	390	1300
HEB 8002(4 rows)…	3330	2860	1430		610	720	580	1300
HEB 8002(6 rows)…	3330	2860	1430		710	820	580	1300
HEB 8002(8 rows)…	3330	2860	1430		770	880	580	1300
HEB 8002(10 rows)…	3330	2860	1430		870	980	580	1300
HEB 8003(4 rows)…	4760	4290	1430	950	610	720	700	1300
HEB 8003(6 rows)…	4760	4290	1430	950	710	820	700	1300
HEB 8003(8 rows)…	4760	4290	1430	950	770	880	700	1300
HEB 8003(10 rows)…	4760	4290	1430	950	870	980	700	1300

The number of rows refers to the number of tube rows in width in the heat exchanger.The number of rows can be found in the characteristics of each evaporator on the following pages.

El número de filas se refiere al número de filas de tubos en anchura en el intercambiador de calor. Se puede ver el número de filas en las características de cada evaporador en las páginas siguientes.

INDUSTRIAL CUBIC EVAPORATORS
EVAPORADORES CUBICOS INDUSTRIAL

HFC/HFO/(HCFC)*

FIN SPACING 4.5 mm, with electrical defrost. Rt>=0ºC
SEPARACIÓN ALETAS 4.5 mm, con desescarche eléctrico. Rt>=0ºC

Model / Modelo	Capacity / Capacidad R404A (kW)		Capacity / Capacidad R448A/R449A (kW)		Superficie/ Surface (m²)	Tube Volume/ Volumen Interno (dm³)	Bobina Filas Coil Rows	N.W/ Peso Neto (kg)	Connection/ Conexión (ø mm)	
	t_e= -8ºC	t_e= -25ºC	t_e= -8ºC	t_e= -25ºC					Inlet/ Entrada	Outlet/ Salida
	DT1=8K	DT1=7K	DT1=8K	DT1=7K						
HEB 5001 53 4.5D	8.02	6.27	8.14	6.54	50.5	7.3		92	12	28
HEB 5001 79 4.5D	10.73	8.09	10.94	8.50	75.7	11.0		104	12	28
HEB 5002 106 4.5D	16.50	12.89	16.72	13.42	103.8	15.0		163	15	42
HEB 5002 159 4.5D	22.20	17.25	22.39	17.82	155.7	22.5		187	15	42
HEB 5003 159 4.5D	24.82	18.75	25.41	19.83	157.1	22.7		233	15	54
HEB 5003 239 4.5D	33.44	25.25	34.06	26.44	235.7	34.1		270	22	54
HEB 5004 218 4.5D	33.47	26.14	33.88	27.19	210.5	30.4		304	22	54
HEB 5004 327 4.5D	42.50	29.52	44.66	32.21	315.7	45.7		353	22	54
HEB 5501 67 4.5D	10.15	7.91	10.26	8.22	67.4	9.7	4	112	15	35
HEB 5501 103 4.5D	13.67	10.54	13.77	10.86	101.1	14.6	6	129	15	35
HEB 5501 135 4.5D	16.21	12.43	16.28	12.59	134.7	19.5	8	151	15	42
HEB 5502 139 4.5D	20.86	16.25	21.08	16.84	138.5	20.0	4	199	22	42
HEB 5502 213 4.5D	28.03	21.61	28.22	22.23	207.8	30.1	6	233	22	42
HEB 5502 277 4.5D	33.23	25.43	33.35	25.79	277.1	40.1	8	274	22	54
HEB 5503 210 4.5D	29.63	20.50	31.28	22.51	209.7	30.3	4	286	22	54
HEB 5503 323 4.5D	42.25	31.71	42.90	33.04	314.6	45.5	6	336	22	54
HEB 5503 419 4.5D	48.23	33.68	50.06	36.07	419.4	60.7	8	396	22	54
HEB 5504 281 4.5D	42.29	32.95	42.71	34.11	280.9	40.6	4	373	22	54
HEB 5504 433 4.5D	53.98	37.49	56.46	40.63	421.3	60.9	6	440	22	67
HEB 5504 562 4.5D	67.28	51.44	67.50	52.17	561.8	81.2	8	519	28	67

FIN SPACING 4.5 mm, with electrical defrost. Rt>=0ºC
SEPARACIÓN ALETAS 4.5 mm, con desescarche eléctrico. Rt>=0ºC

Model/ Model	Axial Fans/ Ventilador con motor axial							Electric Defrost/ Desescarche Eléctrico		
	Diámetro Diameter (Φ mm)	Nº	Voltage/ Voltaje (V, 50Hz)	Power/ Potencia (W)	Current/ Intensi-dad (A)	Air Flow/ Volumen de Aire (m^3/h)	Air Throw/ Tiro de Aire (m)	Coil/ Bateria (W)	Drain Pan/ Bandeja (W)	Total (W)
HEB 5001 53 4.5D	500	1	3 ~ 400	650	1.2	6950	16	3 × 1280	2 × 1280	6400
HEB 5001 79 4.5D	500	1	3 ~ 400	650	1.2	6424	15	4 × 1280	2 × 1280	7680
HEB 5002 106 4.5D	500	2	3 ~ 400	1300	2.3	13962	19	3 × 2320	2 × 2320	11600
HEB 5002 159 4.5D	500	2	3 ~ 400	1300	2.3	12988	18	4 × 2320	2 × 2320	13920
HEB 5003 159 4.5D	500	3	3 ~ 400	1950	3.5	20970	23	3 × 3200	2 × 3200	16000
HEB 5003 239 4.5D	500	3	3 ~ 400	1950	3.5	19541	22	4 × 3200	2 × 3200	19200
HEB 5004 218 4.5D	500	4	3 ~ 400	2600	4.6	27987	27	3 × 4260	2 × 4260	21300
HEB 5004 327 4.5D	500	4	3 ~ 400	2600	4.6	26083	26	4 × 4260	2 × 4260	25560
HEB 5501 67 4.5D	560	1	3 ~ 400	770	1.7	8056	15	4 × 1280	2 × 1280	7680
HEB 5501 103 4.5D	560	1	3 ~ 400	770	1.7	7636	15	5 × 1280	2 × 1280	8960
HEB 5501 135 4.5D	560	1	3 ~ 400	770	1.7	7223	14	7 × 1280	2 × 1280	11520
HEB 5502 139 4.5D	560	2	3 ~ 400	1540	3.3	16193	18	4 × 2320	2 × 2320	13920
HEB 5502 213 4.5D	560	2	3 ~ 400	1540	3.3	15370	17	5 × 2320	2 × 2320	16240
HEB 5502 277 4.5D	560	2	3 ~ 400	1540	3.3	14600	17	7 × 2320	2 × 2320	20880
HEB 5503 210 4.5D	560	3	3 ~ 400	2310	5.0	24315	21	4 × 3200	2 × 3200	19200
HEB 5503 323 4.5D	560	3	3 ~ 400	2310	5.0	23099	21	5 × 3200	2 × 3200	22400
HEB 5503 419 4.5D	560	3	3 ~ 400	2310	5.0	21964	21	7 × 3200	2 × 3200	28800
HEB 5504 281 4.5D	560	4	3 ~ 400	3080	6.6	32464	26	4 × 4260	2 × 4260	25560
HEB 5504 433 4.5D	560	4	3 ~ 400	3080	6.6	30820	25	5 × 4260	2 × 4260	29820
HEB 5504 562 4.5D	560	4	3 ~ 400	3080	6.6	29351	24	7 × 4260	2 × 4260	38340

INDUSTRIAL CUBIC EVAPORATORS
EVAPORADORES CUBICOS INDUSTRIAL

HFC/HFO/(HCFC)*

FIN SPACING 4.5 mm, with electrical defrost. Rt>=0ºC
SEPARACIÓN ALETAS 4.5 mm, con desescarche eléctrico. Rt>=0ºC

Model / Modelo	Capacity / Capacidad R404A (kW)		Capacity / Capacidad R448A/R449A (kW)		Superficie/ Surface (m²)	Tube Volume/ Volumen Interno (dm³)	Bobina Filas Coil Rows	N.W/ Peso Neto (kg)	Connection/ Conexión (ø mm)	
	t_e= -8ºC	t_e= -25ºC	t_e= -8ºC	t_e= -25ºC					Inlet/ Entrada	Outlet/ Salida
	DT1=8K	DT1=7K	DT1=8K	DT1=7K						
HEB 6301 91 4.5D	14.23	11.41	14.28	11.72	91.3	13.2	4	198.9	15	35
HEB 6301 137 4.5D	19.21	15.21	19.23	15.44	137	19.8	6	285.65	15	42
HEB 6301 187 4.5D	22.71	16.77	23.14	17.53	182.7	26.4	8	372.5	15	42
HEB 6301 228 4.5D	27.36	19.91	25.86	18.85	228.4	33	10	236.9	22	54
HEB 6302 187 4.5D	28.75	21.34	29.61	22.72	187	27	4	150.95	22	42
HEB 6302 280 4.5D	39.25	31.05	39.28	31.57	280.4	40.6	6	273.6	22	54
HEB 6302 384 4.5D	46.43	34.29	47.26	35.8	373.9	54.1	8	396.35	22	54
HEB 6302 467 4.5D	56.11	40.15	55.95	39.31	487.4	67.6	10	437.4	35	76
HEB 6303 283 4.5D	42.53	30.42	44.38	32.97	282.6	40.9	4	519	22	54
HEB 6303 424 4.5D	57.78	41.41	59.84	44.33	423.9	61.3	6	140.7	28	67
HEB 6303 581 4.5D	63.65	41.91	67.74	46.54	565.2	81.7	8	254.4	2×22	2×54
HEB 6303 706 4.5D	84.69	60.58	84.53	59.34	706.4	102.2	10	641.8	2×28	2×67
HEB 6304 378 4.5D	58.23	43.25	59.92	45.99	378.2	54.7	4	368.1	28	67
HEB 6304 567 4.5D	70.21	#N/A	75.5	51.51	567.3	82	6	481.7	2×22	2×54
HEB 6304 778 4.5D	93.89	69.36	95.51	72.36	756.4	109.4	8	165.2	2×22	2×67
HEB 6304 946 4.5D	112.35	77.02	114.21	80	945.5	136.7	10	843.3	2×35	2×76
HEB 8001 143 4.5D	22.47	17.37	22.85	18.19	142.5	20.6	4	302.1	15	42
HEB 8001 214 4.5D	30.3	23.23	30.67	24.12	213.8	30.9	6	439	22	54
HEB 8001 292 4.5D	34.81	24.82	35.99	26.5	285	41.2	8	576.1	22	54
HEB 8001 305 4.5D	42.49	30.9	41.83	30.02	356.3	51.5	10	350.9	28	67
HEB 8002 291 4.5D	45.88	35.49	46.62	37.12	290.7	42	4	201.7	22	54
HEB 8002 436 4.5D	61.78	47.38	62.49	49.12	436.1	63.1	6	367.6	28	67
HEB 8002 597 4.5D	71.13	50.79	73.46	54.12	581.5	84.1	8	533.6	28	76
HEB 8002 727 4.5D	84.03	56.57	86.57	59.61	726.9	105.1	10	654.2	35	89
HEB 8003 439 4.5D	69.31	53.62	70.41	56.04	439	63.5	4	243.3	2×22	2×54
HEB 8003 658 4.5D	87.03	59.53	91.9	65.34	658.4	95.2	6	447	2×22	2×54
HEB 8003 902 4.5D	104.45	72.24	109.27	78.21	877.9	127	8	650.7	2×22	2×67
HEB 8003 1097 4.5D	130.59	92.51	131.52	93.7	1097.4	158.7	10	956.8	2×35	2×76

FIN SPACING 4.5 mm, with electrical defrost. Rt>=0ºC
SEPARACIÓN ALETAS 4.5 mm, con desescarche eléctrico. Rt>=0ºC

Model/ Model	Axial Fans/ Ventilador con motor axial							Electric Defrost/ Desescarche Eléctrico		
	Diámetro Diameter (Φ mm)	Nº	Voltage/ Voltaje (V, 50Hz)	Power/ Potencia (W)	Current/ Intensi-dad (A)	Air Flow/ Volumen de Aire (m^3/h)	Air Throw/ Tiro de Aire (m)	Coil/ Bateria (W)	Drain Pan/ Bandeja (W)	Total (W)
HEB 6301 91 4.5D	630	1	3 ~ 400	1100	2.2	11852	19	4 × 1510	2 × 1510	9060
HEB 6301 137 4.5D	630	1	3 ~ 400	1100	2.2	11178	18	6 × 1510	2 × 1510	12080
HEB 6301 187 4.5D	630	1	3 ~ 400	1100	2.2	10560	18	7 × 1510	2 × 1510	13590
HEB 6301 228 4.5D	630	1	3 ~ 400	1100	2.2	10335	17	10 × 1510	2 × 1510	18120
HEB 6302 187 4.5D	630	2	3 ~ 400	2200	4.4	23790	22	4 × 2740	2 × 2740	16440
HEB 6302 280 4.5D	630	2	3 ~ 400	2200	4.4	22495	21	6 × 2740	2 × 2740	21920
HEB 6302 384 4.5D	630	2	3 ~ 400	2200	4.4	21286	21	7 × 2740	2 × 2740	24660
HEB 6302 467 4.5D	630	2	3 ~ 400	2200	4.4	20886	20	10 × 2740	2 × 2740	32880
HEB 6303 283 4.5D	630	3	3 ~ 400	3300	6.6	35728	26	4 × 3800	2 × 3800	22800
HEB 6303 424 4.5D	630	3	3 ~ 400	3300	6.6	33785	26	6 × 3800	2 × 3800	30400
HEB 6303 581 4.5D	630	3	3 ~ 400	3300	6.6	31997	26	7 × 3800	2 × 3800	34200
HEB 6303 706 4.5D	630	3	3 ~ 400	3300	6.6	31414	25	10 × 3800	2 × 3800	45600
HEB 6304 378 4.5D	630	4	3 ~ 400	4400	8.8	47677	32	4 × 5060	2 × 5060	30360
HEB 6304 567 4.5D	630	4	3 ~ 400	4400	8.8	45076	31	6 × 5060	2 × 5060	40480
HEB 6304 778 4.5D	630	4	3 ~ 400	4400	8.8	42734	31	7 × 5060	2 × 5060	45540
HEB 6304 946 4.5D	630	4	3 ~ 400	4400	8.8	41948	30	10 × 5060	2 × 5060	60720
HEB 8001 143 4.5D	800	1	3 ~ 400	1600	3.5	19022	27	5 × 1700	2 × 1700	11900
HEB 8001 214 4.5D	800	1	3 ~ 400	1600	3.5	17780	26	8 × 1700	2 × 1700	17000
HEB 8001 292 4.5D	800	1	3 ~ 400	1600	3.5	16565	25	10 × 1700	2 × 1700	20400
HEB 8001 305 4.5D	800	1	3 ~ 400	1600	3.5	16147	24	14 × 1700	2 × 1700	23800
HEB 8002 291 4.5D	800	2	3 ~ 400	3200	7	38225	31	5 × 2810	2 × 2810	19670
HEB 8002 436 4.5D	800	2	3 ~ 400	3200	7	35754	31	8 × 2810	2 × 2810	28100
HEB 8002 597 4.5D	800	2	3 ~ 400	3200	7	33429	30	10 × 2810	2 × 2810	33720
HEB 8002 727 4.5D	800	2	3 ~ 400	3200	7	32611	29	14 × 2810	2 × 2810	39340
HEB 8003 439 4.5D	800	3	3 ~ 400	4800	10.5	57426	37	5 × 4420	2 × 4420	30940
HEB 8003 658 4.5D	800	3	3 ~ 400	4800	10.5	53693	36	8 × 4420	2 × 4420	44200
HEB 8003 902 4.5D	800	3	3 ~ 400	4800	10.5	50283	36	10 × 4420	2 × 4420	53040
HEB 8003 1097 4.5D	800	3	3 ~ 400	4800	10.5	49060	35	14 × 4420	2 × 4420	61880

INDUSTRIAL CUBIC EVAPORATORS
EVAPORADORES CUBICOS INDUSTRIAL

HFC/HFO/(HCFC)*

FIN SPACING 7 mm, with electrical defrost. Rt>=-20ºC
SEPARACIÓN ALETAS 7 mm, con desescarche eléctrico. Rt>=-20ºC

Model / Modelo	Capacity / Capacidad R404A (kW)		Capacity / Capacidad R448A/R449A (kW)		Superficie/ Surface (m²)	Tube Volume/ Volumen Interno (dm³)	Bobina Filas Coil Rows	N.W/ Peso Neto (kg)	Connection/ Conexión (ø mm)	
	t_e= -8ºC	t_e= -25ºC	t_e= -8ºC	t_e= -25ºC					Inlet/ Entrada	Outlet/ Salida
	DT1=8K	DT1=7K	DT1=8K	DT1=7K						
HEB 5001 35 7D	6.41	5.15	6.45	5.27	33.2	7.3		88	12	28
HEB 5001 52 7D	8.97	6.96	9.08	7.23	49.9	11.0		98	12	28
HEB 5002 69 7D	13.19	10.58	13.26	10.83	68.4	15.0		155	15	42
HEB 5002 103 7D	18.35	14.58	18.43	14.69	102.5	22.5		175	15	42
HEB 5003 103 7D	20.06	15.65	20.33	16.25	103.5	22.7		222	15	54
HEB 5003 156 7D	27.92	21.61	28.22	22.32	155.2	34.1		252	22	54
HEB 5004 139 7D	26.74	21.45	26.88	21.97	138.6	30.4		288	22	54
HEB 5004 209 7D	36.57	26.26	37.93	28.11	207.9	45.7		329	22	54
HEB 5501 44 7D	8.11	6.47	8.14	6.53	44.4	9.7	4	107	15	35
HEB 5501 67 7D	11.23	8.89	11.23	8.81	66.5	14.6	6	122	15	35
HEB 5501 89 7D	13.76	10.78	13.46	10.52	88.7	19.5	8	141	15	42
HEB 5502 91 7D	16.64	13.27	16.71	13.44	91.2	20.0	4	189	22	42
HEB 5502 137 7D	23.03	18.19	23.07	18.09	136.8	30.1	6	217	22	42
HEB 5502 182 7D	28.17	22.04	27.71	21.56	182.5	40.1	8	253	22	54
HEB 5503 138 7D	24.74	17.79	25.69	19.10	138.1	30.3	4	270	22	54
HEB 5503 208 7D	35.03	27.03	35.33	27.77	207.1	45.5	6	313	22	54
HEB 5503 276 7D	42.24	30.38	43.45	32.10	276.2	60.7	8	365	22	54
HEB 5504 185 7D	33.72	26.88	33.85	27.24	185.0	40.6	4	352	22	54
HEB 5504 278 7D	46.08	33.16	47.60	35.28	277.4	60.9	6	409	22	67
HEB 5504 370 7D	56.99	44.56	56.22	43.74	369.9	81.2	8	478	28	67

FIN SPACING 7 mm, with electrical defrost. Rt>=-20ºC
SEPARACIÓN ALETAS 7 mm, con desescarche eléctrico. Rt>=-20ºC

Model/ Model	Axial Fans/ Ventilador con motor axial							Electric Defrost/ Desescarche Eléctrico		
	Diámetro Diameter (Φ mm)	Nº	Voltage/ Voltaje (V, 50Hz)	Power/ Potencia (W)	Current/ Intensi-dad (A)	Air Flow/ Volumen de Aire (m^3/h)	Air Throw/ Tiro de Aire (m)	Coil/ Bateria (W)	Drain Pan/ Bandeja (W)	Total (W)
HEB 5001 35 7D	500	1	3 ~ 400	650	1.2	7136	16	3 × 1280	2 × 1280	6400
HEB 5001 52 7D	500	1	3 ~ 400	650	1.2	6791	16	4 × 1280	2 × 1280	7680
HEB 5002 69 7D	500	2	3 ~ 400	1300	2.3	14361	20	3 × 2320	2 × 2320	11600
HEB 5002 103 7D	500	2	3 ~ 400	1300	2.3	13685	19	4 × 2320	2 × 2320	13920
HEB 5003 103 7D	500	3	3 ~ 400	1950	3.5	21577	24	3 × 3200	2 × 3200	16000
HEB 5003 156 7D	500	3	3 ~ 400	1950	3.5	20568	23	4 × 3200	2 × 3200	19200
HEB 5004 139 7D	500	4	3 ~ 400	2600	4.6	28808	28	3 × 4260	2 × 4260	21300
HEB 5004 209 7D	500	4	3 ~ 400	2600	4.6	27439	28	4 × 4260	2 × 4260	25560
HEB 5501 44 7D	560	1	3 ~ 400	770	1.7	8273	15	4 × 1280	2 × 1280	7680
HEB 5501 67 7D	560	1	3 ~ 400	770	1.7	7898	15	5 × 1280	2 × 1280	8960
HEB 5501 89 7D	560	1	3 ~ 400	770	1.7	7586	14	7 × 1280	2 × 1280	11520
HEB 5502 91 7D	560	2	3 ~ 400	1540	3.3	16615	19	4 × 2320	2 × 2320	13920
HEB 5502 137 7D	560	2	3 ~ 400	1540	3.3	15882	18	5 × 2320	2 × 2320	16240
HEB 5502 182 7D	560	2	3 ~ 400	1540	3.3	15275	18	7 × 2320	2 × 2320	20880
HEB 5503 138 7D	560	3	3 ~ 400	2310	5.0	24939	22	4 × 3200	2 × 3200	19200
HEB 5503 208 7D	560	3	3 ~ 400	2310	5.0	23860	22	5 × 3200	2 × 3200	22400
HEB 5503 276 7D	560	3	3 ~ 400	2310	5.0	22949	21	7 × 3200	2 × 3200	28800
HEB 5504 185 7D	560	4	3 ~ 400	3080	6.6	33296	26	4 × 4260	2 × 4260	25560
HEB 5504 278 7D	560	4	3 ~ 400	3080	6.6	31827	26	5 × 4260	2 × 4260	29820
HEB 5504 370 7D	560	4	3 ~ 400	3080	6.6	30647	26	7 × 4260	2 × 4260	38340

INDUSTRIAL CUBIC EVAPORATORS
EVAPORADORES CUBICOS INDUSTRIAL

HFC/HFO/(HCFC)*

FIN SPACING 7 mm, with electrical defrost. Rt>=-20ºC
SEPARACIÓN ALETAS 7 mm, con desescarche eléctrico. Rt>=-20ºC

Model / Modelo	Capacity / Capacidad R404A (kW)		Capacity / Capacidad R448A/R449A (kW)		Superficie/ Surface (m²)	Tube Volume/ Volumen Interno (dm³)	Bobina Filas Coil Rows	N.W/ Peso Neto (kg)	Connection/ Conexión (ø mm)	
	t_e= -8ºC	t_e= -25ºC	t_e= -8ºC	t_e= -25ºC					Inlet/ Entrada	Outlet/ Salida
	DT1=8K	DT1=7K	DT1=8K	DT1=7K						
HEB 6301 60 7D	11.25	9.2	11.2	9.05	60.1	13.2	4	188.6	15	35
HEB 6301 90 7D	15.66	12.69	15.24	12.29	90.2	19.8	6	270.15	15	42
HEB 6301 120 7D	19.49	14.81	19.73	15.29	120.3	26.4	8	351.7	15	42
HEB 6301 150 7D	21.25	17.02	19.02	15.87	150.4	33	10	219.8	22	54
HEB 6302 123 7D	23.33	17.86	23.74	18.65	123.1	27	4	141.05	22	42
HEB 6302 185 7D	31.99	25.87	31.32	25.14	184.7	40.6	6	253.2	22	54
HEB 6302 247 7D	39.85	30.25	40.3	31.27	246.2	54.1	8	365.35	22	54
HEB 6302 308 7D	44.91	35.53	42.29	33.74	307.8	67.6	10	402.8	35	76
HEB 6303 186 7D	34.98	25.94	35.98	27.48	186.1	40.9	4	477.5	22	54
HEB 6303 279 7D	48.79	36.14	49.99	38.04	279.1	61.3	6	133.9	28	67
HEB 6303 373 7D	56.85	38.91	59.76	42.31	372.1	81.7	8	240.6	2×22	2×54
HEB 6303 465 7D	67.8	53.63	63.96	50.96	465.2	102.2	10	589.8	2×28	2×67
HEB 6304 249 7D	47.19	36.15	48.01	37.7	249	54.7	4	347.3	28	67
HEB 6304 374 7D	61.46	41.87	65.02	45.94	373.5	82	6	453.8	2×22	2×54
HEB 6304 500 7D	80.53	61.15	81.45	63.21	498	109.4	8	154.9	2×22	2×67
HEB 6304 623 7D	92.1	69.64	92.9	70.86	622.6	136.7	10	773.6	2×35	2×76
HEB 8001 94 7D	18.07	14.35	18.22	14.78	93.8	20.6	4	281.4	15	42
HEB 8001 141 7D	25.02	19.73	25.17	20.06	140.8	30.9	6	407.8	22	54
HEB 8001 188 7D	30.47	22.34	31.25	23.53	187.7	41.2	8	534.3	22	54
HEB 8001 201 7D	34.44	27.5	32	25.94	234.6	51.5	10	324.6	28	67
HEB 8002 191 7D	36.86	29.26	37.15	30.11	191.4	42	4	191.2	22	54
HEB 8002 287 7D	51	40.2	51.29	40.95	287.2	63.1	6	346.1	28	67
HEB 8002 384 7D	62.18	45.62	63.69	47.96	382.9	84.1	8	501.2	28	76
HEB 8002 479 7D	70.98	52.27	72.39	54.57	478.6	105.1	10	600.4	35	89
HEB 8003 289 7D	55.65	44.17	56.08	45.44	289	63.5	4	227.5	2×22	2×54
HEB 8003 434 7D	74.94	53.28	78.05	57.34	433.5	95.2	6	414.7	2×22	2×54
HEB 8003 580 7D	92.34	65.7	95.63	70.1	578.1	127	8	602.2	2×22	2×67
HEB 8003 723 7D	107.32	83.56	106.27	82.52	722.6	158.7	10	875.9	2×35	2×76

FIN SPACING 7 mm, with electrical defrost. Rt>=-20ºC
SEPARACIÓN ALETAS 7 mm, con desescarche eléctrico. Rt>=-20ºC

Model/ Model	Axial Fans/ Ventilador con motor axial							Electric Defrost/ Desescarche Eléctrico		
	Diámetro Diameter (Φ mm)	Nº	Voltage/ Voltaje (V, 50Hz)	Power/ Potencia (W)	Current/ Intensi-dad (A)	Air Flow/ Volumen de Aire (m^3/h)	Air Throw/ Tiro de Aire (m)	Coil/ Bateria (W)	Drain Pan/ Bandeja (W)	Total (W)
HEB 6301 60 7D	630	1	3 ~ 400	1100	2.2	12134	20	4 × 1510	2 × 1510	9060
HEB 6301 90 7D	630	1	3 ~ 400	1100	2.2	11607	19	6 × 1510	2 × 1510	12080
HEB 6301 120 7D	630	1	3 ~ 400	1100	2.2	11085	18	7 × 1510	2 × 1510	13590
HEB 6301 150 7D	630	1	3 ~ 400	1100	2.2	10879	23	10 × 1510	2 × 1510	18120
HEB 6302 123 7D	630	2	3 ~ 400	2200	4.4	24319	23	4 × 2740	2 × 2740	16440
HEB 6302 185 7D	630	2	3 ~ 400	2200	4.4	23331	22	6 × 2740	2 × 2740	21920
HEB 6302 247 7D	630	2	3 ~ 400	2200	4.4	22320	21	7 × 2740	2 × 2740	24660
HEB 6302 308 7D	630	2	3 ~ 400	2200	4.4	21918	28	10 × 2740	2 × 2740	32880
HEB 6303 186 7D	630	3	3 ~ 400	3300	6.6	36499	27	4 × 3800	2 × 3800	22800
HEB 6303 279 7D	630	3	3 ~ 400	3300	6.6	35024	27	6 × 3800	2 × 3800	30400
HEB 6303 373 7D	630	3	3 ~ 400	3300	6.6	33532	26	7 × 3800	2 × 3800	34200
HEB 6303 465 7D	630	3	3 ~ 400	3300	6.6	32955	33	10 × 3800	2 × 3800	45600
HEB 6304 249 7D	630	4	3 ~ 400	4400	8.8	48689	33	4 × 5060	2 × 5060	30360
HEB 6304 374 7D	630	4	3 ~ 400	4400	8.8	46718	32	6 × 5060	2 × 5060	40480
HEB 6304 500 7D	630	4	3 ~ 400	4400	8.8	44784	31	7 × 5060	2 × 5060	45540
HEB 6304 623 7D	630	4	3 ~ 400	4400	8.8	43997	27	10 × 5060	2 × 5060	60720
HEB 8001 94 7D	800	1	3 ~ 400	1600	3.5	19678	27	5 × 1700	2 × 1700	11900
HEB 8001 141 7D	800	1	3 ~ 400	1600	3.5	18523	26	8 × 1700	2 × 1700	17000
HEB 8001 188 7D	800	1	3 ~ 400	1600	3.5	17624	25	10 × 1700	2 × 1700	20400
HEB 8001 201 7D	800	1	3 ~ 400	1600	3.5	17244	32	14 × 1700	2 × 1700	23800
HEB 8002 191 7D	800	2	3 ~ 400	3200	7	39493	31	5 × 2810	2 × 2810	19670
HEB 8002 287 7D	800	2	3 ~ 400	3200	7	37238	31	8 × 2810	2 × 2810	28100
HEB 8002 384 7D	800	2	3 ~ 400	3200	7	35468	30	10 × 2810	2 × 2810	33720
HEB 8002 479 7D	800	2	3 ~ 400	3200	7	34791	38	14 × 2810	2 × 2810	39340
HEB 8003 289 7D	800	3	3 ~ 400	4800	10.5	59307	37	5 × 4420	2 × 4420	30940
HEB 8003 434 7D	800	3	3 ~ 400	4800	10.5	55902	37	8 × 4420	2 × 4420	44200
HEB 8003 580 7D	800	3	3 ~ 400	4800	10.5	53292	36	10 × 4420	2 × 4420	53040
HEB 8003 723 7D	800	3	3 ~ 400	4800	10.5	52314		14 × 4420	2 × 4420	61880

INDUSTRIAL CUBIC EVAPORATORS
EVAPORADORES CUBICOS INDUSTRIAL

HFC/HFO/(HCFC)*

FIN SPACING 10 mm, with electrical defrost. Rt>=-40ºC
SEPARACIÓN ALETAS 10 mm, con desescarche eléctrico. Rt>=-40ºC

Model / Modelo	Capacity / Capacidad R404A (kW)		Capacity / Capacidad R448A/R449A (kW)		Superficie/ Surface (m^2)	Tube Volume/ Volumen Interno (dm^3)	Bobina Filas Coil Rows	N.W/ Peso Neto (kg)	Connection/ Conexión (ø mm)	
	t_e= -8ºC	t_e= -25ºC	t_e= -8ºC	t_e= -25ºC					Inlet/ Entrada	Outlet/ Salida
	DT1=8K	DT1=7K	DT1=8K	DT1=7K						
HEB 5001 25 10D	5.36	4.34	5.29	4.25	23.9	7.3		86	12	28
HEB 5001 37 10D	7.66	6.01	7.72	6.03	35.9	11.0		96	12	28
HEB 5002 49 10D	11.01	8.90	10.95	8.76	49.2	15.0		151	15	42
HEB 5002 75 10D	15.55	12.46	15.19	12.08	73.8	22.5		170	15	42
HEB 5003 75 10D	16.86	13.30	17.00	13.57	74.5	22.7		216	15	54
HEB 5003 111 10D	23.80	18.63	23.96	18.74	111.7	34.1		244	22	54
HEB 5004 98 10D	22.33	18.04	22.28	17.77	99.8	30.4		281	22	54
HEB 5004 147 10D	31.80	23.29	32.69	24.57	149.6	45.7		318	22	54
HEB 5501 32 10D	6.74	5.42	6.54	5.24	31.9	9.7	4	105	15	35
HEB 5501 47 10D	9.51	7.60	9.09	7.26	47.9	14.6	6	118	15	35
HEB 5501 64 10D	11.86	9.41	11.15	8.90	63.9	19.5	8	136	15	42
HEB 5502 66 10D	13.83	11.11	13.51	10.76	65.7	20.0	4	184	22	42
HEB 5502 96 10D	19.50	15.54	18.77	14.91	98.5	30.1	6	210	22	42
HEB 5502 131 10D	24.29	19.20	23.00	18.25	131.3	40.1	8	243	22	54
HEB 5503 99 10D	21.13	15.52	21.72	16.38	99.4	30.3	4	262	22	54
HEB 5503 145 10D	29.83	23.28	29.92	23.14	149.1	45.5	6	301	22	54
HEB 5503 199 10D	37.24	27.27	38.04	28.61	198.8	60.7	8	350	22	54
HEB 5504 133 10D	28.02	22.47	27.45	21.86	133.1	40.6	4	341	22	54
HEB 5504 195 10D	39.99	29.34	40.96	30.79	199.7	60.9	6	393	22	67
HEB 5504 266 10D	49.14	38.81	46.68	36.96	266.3	81.2	8	457	28	67

FIN SPACING 10 mm, with electrical defrost. Rt>=-40ºC
SEPARACIÓN ALETAS 10 mm, con desescarche eléctrico. Rt>=-40ºC

Model/ Model	Axial Fans/ Ventilador con motor axial							Electric Defrost/ Desescarche Eléctrico		
	Diámetro Diameter (Φ mm)	Nº	Voltage/ Voltaje (V, 50Hz)	Power/ Potencia (W)	Current/ Intensi-dad (A)	Air Flow/ Volumen de Aire (m^3/h)	Air Throw/ Tiro de Aire (m)	Coil/ Bateria (W)	Drain Pan/ Bandeja (W)	Total (W)
HEB 5001 25 10D	500	1	3 ~ 400	650	1.2	7313	17	3 × 1280	2 × 1280	6400
HEB 5001 37 10D	500	1	3 ~ 400	650	1.2	6969	16	4 × 1280	2 × 1280	7680
HEB 5002 49 10D	500	2	3 ~ 400	1300	2.3	14707	20	3 × 2320	2 × 2320	11600
HEB 5002 75 10D	500	2	3 ~ 400	1300	2.3	13996	20	4 × 2320	2 × 2320	13920
HEB 5003 75 10D	500	3	3 ~ 400	1950	3.5	22092	24	3 × 3200	2 × 3200	16000
HEB 5003 111 10D	500	3	3 ~ 400	1950	3.5	21048	24	4 × 3200	2 × 3200	19200
HEB 5004 98 10D	500	4	3 ~ 400	2600	4.6	29493	29	3 × 4260	2 × 4260	21300
HEB 5004 147 10D	500	4	3 ~ 400	2600	4.6	28072	28	4 × 4260	2 × 4260	25560
HEB 5501 32 10D	560	1	3 ~ 400	770	1.7	8414	16	4 × 1280	2 × 1280	7680
HEB 5501 47 10D	560	1	3 ~ 400	770	1.7	8079	16	5 × 1280	2 × 1280	8960
HEB 5501 64 10D	560	1	3 ~ 400	770	1.7	7793	15	7 × 1280	2 × 1280	11520
HEB 5502 66 10D	560	2	3 ~ 400	1540	3.3	16887	19	4 × 2320	2 × 2320	13920
HEB 5502 96 10D	560	2	3 ~ 400	1540	3.3	16237	19	5 × 2320	2 × 2320	16240
HEB 5502 131 10D	560	2	3 ~ 400	1540	3.3	15679	18	7 × 2320	2 × 2320	20880
HEB 5503 99 10D	560	3	3 ~ 400	2310	5.0	25343	23	4 × 3200	2 × 3200	19200
HEB 5503 145 10D	560	3	3 ~ 400	2310	5.0	24389	22	5 × 3200	2 × 3200	22400
HEB 5503 199 10D	560	3	3 ~ 400	2310	5.0	23547	22	7 × 3200	2 × 3200	28800
HEB 5504 133 10D	560	4	3 ~ 400	3080	6.6	33831	28	4 × 4260	2 × 4260	25560
HEB 5504 195 10D	560	4	3 ~ 400	3080	6.6	32529	27	5 × 4260	2 × 4260	29820
HEB 5504 266 10D	560	4	3 ~ 400	3080	6.6	31445	27	7 × 4260	2 × 4260	38340

INDUSTRIAL CUBIC EVAPORATORS
EVAPORADORES CUBICOS INDUSTRIAL

HFC/HFO/(HCFC)*

FIN SPACING 10 mm, with electrical defrost. Rt>=-40ºC
SEPARACIÓN ALETAS 10 mm, con desescarche eléctrico. Rt>=-40ºC

Model / Modelo	Capacity / Capacidad R404A (kW)		Capacity / Capacidad R448A/R449A (kW)		Superficie/ Surface (m^2)	Tube Volume/ Volumen Interno (dm^3)	Bobina Filas Coil Rows	N.W/ Peso Neto (kg)	Connection/ Conexión (ø mm)	
	t_e= -8ºC	t_e= -25ºC	t_e= -8ºC	t_e= -25ºC					Inlet/ Entrada	Outlet/ Salida
	DT1=8K	DT1=7K	DT1=8K	DT1=7K						
HEB 6301 43 10D	9.3	7.64	8.72	7.17	43.3	13.2	4	183.5	15	35
HEB 6301 65 10D	13.21	10.74	12.21	10.04	64.9	19.8	6	262.35	15	42
HEB 6301 84 10D	16.98	13.07	17.12	13.12	86.6	26.4	8	341.2	15	42
HEB 6301 108 10D	17.7	14.54	15.8	13.48	108.2	33	10	211.4	22	54
HEB 6302 89 10D	19.56	15.18	19.78	15.62	88.6	27	4	135.95	22	42
HEB 6302 133 10D	26.98	21.93	25.12	20.53	132.9	40.6	6	242.8	22	54
HEB 6302 173 10D	34.67	26.68	34.94	26.82	177.2	54.1	8	349.75	22	54
HEB 6302 222 10D	39.29	30.89	35.64	29.02	221.6	67.6	10	385.4	35	76
HEB 6303 134 10D	29.58	22.33	30.16	23.3	133.9	40.9	4	456.6	22	54
HEB 6303 201 10D	42.04	31.65	42.77	32.9	200.9	61.3	6	130.5	28	67
HEB 6303 261 10D	50.9	35.63	52.98	38.21	267.9	81.7	8	233.6	2×22	2×54
HEB 6303 335 10D	59.32	46.64	53.91	43.83	334.9	102.2	10	563.4	2×28	2×67
HEB 6304 179 10D	39.55	30.69	39.98	31.6	179.3	54.7	4	336.7	28	67
HEB 6304 269 10D	54.28	37.89	56.74	40.88	268.9	82	6	439.7	2×22	2×54
HEB 6304 350 10D	70.07	53.91	70.59	54.22	358.5	109.4	8	149.9	2×22	2×67
HEB 6304 448 10D	81.6	62.51	81.49	62.15	448.2	136.7	10	738.2	2×35	2×76
HEB 8001 68 10D	15.1	12.1	15.16	12.02	67.6	20.6	4	270.9	15	42
HEB 8001 101 10D	21.32	16.98	21.04	16.66	101.3	30.9	6	392	22	54
HEB 8001 132 10D	26.81	20.02	27.32	20.93	135.1	41.2	8	513	22	54
HEB 8001 144 10D	30.09	23.83	27.05	22.3	168.9	51.5	10	311.2	28	67
HEB 8002 138 10D	30.78	24.64	30.89	24.53	137.8	42	4	185.8	22	54
HEB 8002 207 10D	43.44	34.57	43.09	34	206.7	63.1	6	335.3	28	67
HEB 8002 269 10D	54.65	40.82	55.64	42.63	275.6	84.1	8	484.8	28	76
HEB 8002 345 10D	63.71	47.48	64.69	49	344.5	105.1	10	573.3	35	89
HEB 8003 208 10D	46.47	37.18	46.63	37.04	208.1	63.5	4	219.5	2×22	2×54
HEB 8003 312 10D	65.57	47.61	67.63	50.48	312.1	95.2	6	398.4	2×22	2×54
HEB 8003 406 10D	81.81	59.43	84.08	62.65	416.1	127	8	577.5	2×22	2×67
HEB 8003 520 10D	94.92	74.45	91.23	71.59	520.2	158.7	10	834.7	2×35	2×76

FIN SPACING 10 mm, with electrical defrost. Rt>=-40ºC
SEPARACIÓN ALETAS 10 mm, con desescarche eléctrico. Rt>=-40ºC

Model/ Model	Axial Fans/ Ventilador con motor axial							Electric Defrost/ Desescarche Eléctrico		
	Diámetro Diameter (Φ mm)	Nº	Voltage/ Voltaje (V, 50Hz)	Power/ Potencia (W)	Current/ Intensi-dad (A)	Air Flow/ Volumen de Aire (m^3/h)	Air Throw/ Tiro de Aire (m)	Coil/ Bateria (W)	Drain Pan/ Bandeja (W)	Total (W)
HEB 6301 43 10D	630	1	3 ~ 400	1100	2.2	12264	20	4 × 1510	2 × 1510	9060
HEB 6301 65 10D	630	1	3 ~ 400	1100	2.2	11885	20	6 × 1510	2 × 1510	12080
HEB 6301 84 10D	630	1	3 ~ 400	1100	2.2	11429	19	7 × 1510	2 × 1510	13590
HEB 6301 108 10D	630	1	3 ~ 400	1100	2.2	11031	18	10 × 1510	2 × 1510	18120
HEB 6302 89 10D	630	2	3 ~ 400	2200	4.4	24567	24	4 × 2740	2 × 2740	16440
HEB 6302 133 10D	630	2	3 ~ 400	2200	4.4	23868	23	6 × 2740	2 × 2740	21920
HEB 6302 173 10D	630	2	3 ~ 400	2200	4.4	22981	23	7 × 2740	2 × 2740	24660
HEB 6302 222 10D	630	2	3 ~ 400	2200	4.4	22185	22	10 × 2740	2 × 2740	32880
HEB 6303 134 10D	630	3	3 ~ 400	3300	6.6	36869	29	4 × 3800	2 × 3800	22800
HEB 6303 201 10D	630	3	3 ~ 400	3300	6.6	35820	29	6 × 3800	2 × 3800	30400
HEB 6303 261 10D	630	3	3 ~ 400	3300	6.6	34510	28	7 × 3800	2 × 3800	34200
HEB 6303 335 10D	630	3	3 ~ 400	3300	6.6	33350	27	10 × 3800	2 × 3800	45600
HEB 6304 179 10D	630	4	3 ~ 400	4400	8.8	49181	34	4 × 5060	2 × 5060	30360
HEB 6304 269 10D	630	4	3 ~ 400	4400	8.8	47773	33	6 × 5060	2 × 5060	40480
HEB 6304 350 10D	630	4	3 ~ 400	4400	8.8	46082	33	7 × 5060	2 × 5060	45540
HEB 6304 448 10D	630	4	3 ~ 400	4400	8.8	44489	32	10 × 5060	2 × 5060	60720
HEB 8001 68 10D	800	1	3 ~ 400	1600	3.5	20071	28	5 × 1700	2 × 1700	11900
HEB 8001 101 10D	800	1	3 ~ 400	1600	3.5	19089	28	8 × 1700	2 × 1700	17000
HEB 8001 132 10D	800	1	3 ~ 400	1600	3.5	18201	27	10 × 1700	2 × 1700	20400
HEB 8001 144 10D	800	1	3 ~ 400	1600	3.5	17515	26	14 × 1700	2 × 1700	23800
HEB 8002 138 10D	800	2	3 ~ 400	3200	7	40262	33	5 × 2810	2 × 2810	19670
HEB 8002 207 10D	800	2	3 ~ 400	3200	7	38358	32	8 × 2810	2 × 2810	28100
HEB 8002 269 10D	800	2	3 ~ 400	3200	7	36583	32	10 × 2810	2 × 2810	33720
HEB 8002 345 10D	800	2	3 ~ 400	3200	7	35211	31	14 × 2810	2 × 2810	39340
HEB 8003 208 10D	800	3	3 ~ 400	4800	10.5	60451	39	5 × 4420	2 × 4420	30940
HEB 8003 312 10D	800	3	3 ~ 400	4800	10.5	57570	38	8 × 4420	2 × 4420	44200
HEB 8003 406 10D	800	3	3 ~ 400	4800	10.5	54953	38	10 × 4420	2 × 4420	53040
HEB 8003 520 10D	800	3	3 ~ 400	4800	10.5	52961	37	14 × 4420	2 × 4420	61880

INDUSTRIAL CUBIC EVAPORATORS
EVAPORADORES CUBICOS INDUSTRIAL

HFC/HFO/(HCFC)*

FIN SPACING 12 mm, with electrical defrost. Rt>=-40ºC
SEPARACIÓN ALETAS 12 mm, con desescarche eléctrico. Rt>=-40ºC

Model / Modelo	Capacity / Capacidad R404A (kW)		Capacity / Capacidad R448A/R449A (kW)		Superficie/ Surface (m^2)	Tube Volume/ Volumen Interno (dm^3)	Bobina Filas Coil Rows	N.W/ Peso Neto (kg)	Connection/ Conexión (ø mm)	
	t_e= -25ºC	t_e= -31ºC	t_e= -25ºC	t_e= -31ºC					Inlet/ Entrada	Outlet/ Salida
	DT1=7K	DT1=6K	DT1=7K	DT1=6K						
HEB 5001 20 12D	3.89	3.25	3.72	3.06	20.3	7.3		86	12	28
HEB 5001 31 12D	5.46	4.60	5.35	4.40	30.5	11.0		96	12	28
HEB 5002 42 12D	7.98	6.71	7.65	6.31	41.8	15.0		151	15	42
HEB 5002 63 12D	11.27	9.42	10.71	8.87	62.6	22.5		170	15	42
HEB 5003 63 12D	11.98	10.03	11.93	9.78	63.2	22.7		216	15	54
HEB 5003 95 12D	16.93	14.31	16.69	13.75	94.8	34.1		244	22	54
HEB 5004 85 12D	16.16	13.61	15.53	12.81	84.7	30.4		281	22	54
HEB 5004 127 12D	21.49	17.60	22.49	18.56	127.0	45.7		318	22	54
HEB 5501 27 12D	4.85	4.03	4.58	3.79	27.1	9.7	4	105	15	35
HEB 5501 41 12D	6.84	5.68	6.44	5.35	40.7	14.6	6	118	15	35
HEB 5501 54 12D	8.47	7.06	7.99	6.67	54.2	19.5	8	136	15	42
HEB 5502 56 12D	9.93	8.28	9.42	7.79	55.7	20.0	4	184	22	42
HEB 5502 84 12D	14.04	11.67	13.23	11.00	83.6	30.1	6	210	22	42
HEB 5502 112 12D	17.37	14.50	16.40	13.70	111.5	40.1	8	243	22	54
HEB 5503 84 12D	14.17	11.60	14.82	12.20	84.4	30.3	4	262	22	54
HEB 5503 127 12D	21.13	17.80	20.56	17.04	126.5	45.5	6	301	22	54
HEB 5503 169 12D	25.31	20.94	26.22	21.57	168.7	60.7	8	350	22	54
HEB 5504 113 12D	20.09	16.79	19.09	15.80	113.0	40.6	4	341	22	54
HEB 5504 170 12D	27.00	22.23	28.23	23.14	169.5	60.9	6	393	22	67
HEB 5504 226 12D	35.15	29.38	33.22	27.77	226.0	81.2	8	457	28	67

FIN SPACING 12 mm, with electrical defrost. Rt>=-40ºC
SEPARACIÓN ALETAS 12 mm, con desescarche eléctrico. Rt>=-40ºC

Model/ Model	Axial Fans/ Ventilador con motor axial							Electric Defrost/ Desescarche Eléctrico		
	Diámetro Diameter (Φ mm)	Nº	Voltage/ Voltaje (V, 50Hz)	Power/ Potencia (W)	Current/ Intensi-dad (A)	Air Flow/ Volumen de Aire (m^3/h)	Air Throw/ Tiro de Aire (m)	Coil/ Bateria (W)	Drain Pan/ Bandeja (W)	Total (W)
HEB 5001 20 12D	500	1	3 ~ 400	650	1.2	7404	17	3 × 1280	2 × 1280	6400
HEB 5001 31 12D	500	1	3 ~ 400	650	1.2	7044	16	4 × 1280	2 × 1280	7680
HEB 5002 42 12D	500	2	3 ~ 400	1300	2.3	14885	20	3 × 2320	2 × 2320	11600
HEB 5002 63 12D	500	2	3 ~ 400	1300	2.3	14136	20	4 × 2320	2 × 2320	13920
HEB 5003 63 12D	500	3	3 ~ 400	1950	3.5	22356	24	3 × 3200	2 × 3200	16000
HEB 5003 95 12D	500	3	3 ~ 400	1950	3.5	21228	24	4 × 3200	2 × 3200	19200
HEB 5004 85 12D	500	4	3 ~ 400	2600	4.6	29843	29	3 × 4260	2 × 4260	21300
HEB 5004 127 12D	500	4	3 ~ 400	2600	4.6	28310	28	4 × 4260	2 × 4260	25560
HEB 5501 27 12D	550	1	3 ~ 400	770	1.7	8480	15	4 × 1280	2 × 1280	7680
HEB 5501 41 12D	550	1	3 ~ 400	770	1.7	8168	16	5 × 1280	2 × 1280	8960
HEB 5501 54 12D	550	1	3 ~ 400	770	1.7	7894	14	7 × 1280	2 × 1280	11520
HEB 5502 56 12D	550	2	3 ~ 400	1540	3.3	17015	18	4 × 2320	2 × 2320	13920
HEB 5502 84 12D	550	2	3 ~ 400	1540	3.3	16411	19	5 × 2320	2 × 2320	16240
HEB 5502 112 12D	550	2	3 ~ 400	1540	3.3	15875	17	7 × 2320	2 × 2320	20880
HEB 5503 84 12D	550	3	3 ~ 400	2310	5.0	25532	22	4 × 3200	2 × 3200	19200
HEB 5503 127 12D	550	3	3 ~ 400	2310	5.0	24647	22	5 × 3200	2 × 3200	22400
HEB 5503 169 12D	550	3	3 ~ 400	2310	5.0	23838	21	7 × 3200	2 × 3200	28800
HEB 5504 113 12D	550	4	3 ~ 400	3080	6.6	34082	26	4 × 4260	2 × 4260	25560
HEB 5504 170 12D	550	4	3 ~ 400	3080	6.6	32871	27	5 × 4260	2 × 4260	29820
HEB 5504 226 12D	550	4	3 ~ 400	3080	6.6	31832	25	7 × 4260	2 × 4260	38340

INDUSTRIAL CUBIC EVAPORATORS
EVAPORADORES CUBICOS INDUSTRIAL

HFC/HFO/(HCFC)*

FIN SPACING 12 mm, with electrical defrost. Rt>=-40ºC
SEPARACIÓN ALETAS 12 mm, con desescarche eléctrico. Rt>=-40ºC

Model / Modelo	Capacity / Capacidad R404A (kW)		Capacity / Capacidad R448A/R449A (kW)		Superficie/ Surface (m²)	Tube Volume/ Volumen Interno (dm³)	Bobina Filas Coil Rows	N.W/ Peso Neto (kg)	Connection/ Conexión (ø mm)	
	t_e= -25ºC	t_e= -31ºC	t_e= -25ºC	t_e= -31ºC					Inlet/ Entrada	Outlet/ Salida
	DT1=7K	DT1=6K	DT1=7K	DT1=6K						
HEB 6301 37 12D	6.73	5.57	6.24	5.16	36.7	13.2	4	130.5	15	35
HEB 6301 55 12D	9.52	7.91	8.86	7.36	55.1	19.8	6	149.9	15	42
HEB 6301 74 12D	12.02	10.12	11.82	9.78	73.5	26.4	8	171.2	15	42
HEB 6301 92 12D	13.12	11.08	12.15	10.23	91.9	33	10	208.3	22	54
HEB 6302 75 12D	13.67	11.4	13.75	11.25	75.2	27	4	233.6	22	42
HEB 6302 113 12D	19.46	16.19	18.12	15.07	112.8	40.6	6	270.9	22	54
HEB 6302 150 12D	24.52	20.72	24.16	20.02	150.4	54.1	8	311.2	22	54
HEB 6302 188 12D	28.03	23.52	26.28	22.07	188	67.6	10	381.6	35	76
HEB 6303 114 12D	20.24	16.72	20.99	17.15	113.7	40.9	4	336.7	22	54
HEB 6303 171 12D	28.95	24	29.76	24.42	170.5	61.3	6	392	28	67
HEB 6303 227 12D	36.41	30.35	37.06	30.45	227.3	81.7	8	451.1	2×22	2×54
HEB 6303 284 12D	42.33	35.53	39.7	33.35	284.2	102.2	10	554.2	2×28	2×67
HEB 6304 152 12D	27.62	23.06	27.8	22.77	152.1	54.7	4	439.7	28	67
HEB 6304 228 12D	39.43	33.29	39.35	32.37	228.2	82	6	513	2×22	2×54
HEB 6304 304 12D	49.52	41.89	48.95	40.5	304.3	109.4	8	591	2×22	2×67
HEB 6304 380 12D	57.94	48.91	56.65	47.23	380.3	136.7	10	726.2	2×35	2×76
HEB 8001 57 12D	10.86	9.14	10.5	8.64	57.3	20.6	4	185.8	15	42
HEB 8001 86 12D	15.4	12.9	14.77	12.21	86	30.9	6	219.5	22	54
HEB 8001 115 12D	18.55	15.37	19.07	15.67	114.7	41.2	8	250	22	54
HEB 8001 123 12D	21.6	18.12	20.18	16.93	143.3	51.5	10	306.6	28	67
HEB 8002 117 12D	22.1	18.65	21.44	17.66	117	42	4	335.3	22	54
HEB 8002 175 12D	31.32	26.33	30.13	24.94	175.4	63.1	6	398.4	28	67
HEB 8002 234 12D	37.82	31.39	38.9	32.03	233.9	84.1	8	457	28	76
HEB 8002 292 12D	44.29	36.95	45.06	37.12	292.4	105.1	10	563.9	35	89
HEB 8003 177 12D	33.35	28.17	32.37	26.67	176.6	63.5	4	484.8	2×22	2×54
HEB 8003 265 12D	44.03	35.91	46.3	38.22	264.9	95.2	6	577.5	2×22	2×54
HEB 8003 353 12D	55.39	45.45	57.97	47.84	353.2	127	8	664.2	2×22	2×67
HEB 8003 442 12D	68.6	57.36	65.13	54.5	441.5	158.7	10	820.5	2×35	2×76

FIN SPACING 12 mm, with electrical defrost. Rt>=-40ºC
SEPARACIÓN ALETAS 12 mm, con desescarche eléctrico. Rt>=-40ºC

Model/ Model	Axial Fans/ Ventilador con motor axial							Electric Defrost/ Desescarche Eléctrico		
	Diámetro Diameter (Φ mm)	Nº	Voltage/ Voltaje (V, 50Hz)	Power/ Potencia (W)	Current/ Intensi-dad (A)	Air Flow/ Volumen de Aire (m^3/h)	Air Throw/ Tiro de Aire (m)	Coil/ Bateria (W)	Drain Pan/ Bandeja (W)	Total (W)
HEB 6301 37 12D	630	1	3 ~ 400	1100	2.2	12329	20	4 × 1510	2 × 1510	9060
HEB 6301 55 12D	630	1	3 ~ 400	1100	2.2	12015	20	6 × 1510	2 × 1510	12080
HEB 6301 74 12D	630	1	3 ~ 400	1100	2.2	11592	19	7 × 1510	2 × 1510	13590
HEB 6301 92 12D	630	1	3 ~ 400	1100	2.2	11409	18	10 × 1510	2 × 1510	18120
HEB 6302 75 12D	630	2	3 ~ 400	2200	4.4	24694	23	4 × 2740	2 × 2740	16440
HEB 6302 113 12D	630	2	3 ~ 400	2200	4.4	24097	23	6 × 2740	2 × 2740	21920
HEB 6302 150 12D	630	2	3 ~ 400	2200	4.4	23303	23	7 × 2740	2 × 2740	24660
HEB 6302 188 12D	630	2	3 ~ 400	2200	4.4	22946	22	10 × 2740	2 × 2740	32880
HEB 6303 114 12D	630	3	3 ~ 400	3300	6.6	37058	28	4 × 3800	2 × 3800	22800
HEB 6303 171 12D	630	3	3 ~ 400	3300	6.6	36155	28	6 × 3800	2 × 3800	30400
HEB 6303 227 12D	630	3	3 ~ 400	3300	6.6	35004	28	7 × 3800	2 × 3800	34200
HEB 6303 284 12D	630	3	3 ~ 400	3300	6.6	34481	27	10 × 3800	2 × 3800	45600
HEB 6304 152 12D	630	4	3 ~ 400	4400	8.8	49431	34	4 × 5060	2 × 5060	30360
HEB 6304 228 12D	630	4	3 ~ 400	4400	8.8	48235	34	6 × 5060	2 × 5060	40480
HEB 6304 304 12D	630	4	3 ~ 400	4400	8.8	46720	33	7 × 5060	2 × 5060	45540
HEB 6304 380 12D	630	4	3 ~ 400	4400	8.8	46018	32	10 × 5060	2 × 5060	60720
HEB 8001 57 12D	800	1	3 ~ 400	1600	3.5	20257	30	5 × 1700	2 × 1700	11900
HEB 8001 86 12D	800	1	3 ~ 400	1600	3.5	19368	29	8 × 1700	2 × 1700	17000
HEB 8001 115 12D	800	1	3 ~ 400	1600	3.5	18496	27	10 × 1700	2 × 1700	20400
HEB 8001 123 12D	800	1	3 ~ 400	1600	3.5	18172	26	14 × 1700	2 × 1700	23800
HEB 8002 117 12D	800	2	3 ~ 400	3200	7	40626	36	5 × 2810	2 × 2810	19670
HEB 8002 175 12D	800	2	3 ~ 400	3200	7	38901	35	8 × 2810	2 × 2810	28100
HEB 8002 234 12D	800	2	3 ~ 400	3200	7	37186	32	10 × 2810	2 × 2810	33720
HEB 8002 292 12D	800	2	3 ~ 400	3200	7	36533	31	14 × 2810	2 × 2810	39340
HEB 8003 177 12D	800	3	3 ~ 400	4800	10.5	60993	43	5 × 4420	2 × 4420	30940
HEB 8003 265 12D	800	3	3 ~ 400	4800	10.5	58375	42	8 × 4420	2 × 4420	44200
HEB 8003 353 12D	800	3	3 ~ 400	4800	10.5	55861	38	10 × 4420	2 × 4420	53040
HEB 8003 442 12D	800	3	3 ~ 400	4800	10.5	54889	37	14 × 4420	2 × 4420	61880

INDUSTRIAL CUBIC EVAPORATORS
EVAPORADORES CUBICOS INDUSTRIAL

AVAILABLE OPTIONS FOR HEB SERIES:

Defrost options:
-Without defrost (air)
-D: Electrical defrost: standard model
- HG: hot gas
-W: water
- HGD: hot gas defrost for coil and electrical defrost for tray
- WD: water and electrical

Tube material options:
- Copper: standard models
- 1: Stainless steel AISI SUS304

Coil protection options:
- Aluminium fins: standard models
- Fins with GOLDFIN anti-corrosion high resistance coating.

Fan options:
- EC Fans
- Silica gel heaters for fan nozzles
- Streamers: Air-guiding device for increased airthrow

Casing options:
- White powder-coated painted aluminium: standard models
- 2: stainless steel AISI SUS304

Other options:
- Double insulated drip tray (recommended for low temperature room applications)
- Thermal protector for defrosting electrical heaters

OPCIONES DISPONIBLES PARA LA SERIE HEB:

Opciones de desescarche:
- Sin desescarche (aire)
- D: Desescarche eléctrico: modelo estándar
- HG: Gas caliente
- W: agua
- HGD: gas caliente en serpentín y eléctrico en bandeja
- WD: agua y eléctrico

Opciones material tubos:
- Cobre: modelo estándar
- 1: Acero inoxidable AISI SUS304

Opciones protección de serpentín:
- Aleta de aluminio: modelo estándar
- Aleta con tratamiento GOLDFIN con anticorrosión de alta resistencia.

Opciones ventiladores:
- Ventiladores EC
- Resistencias calefactoras para aro de ventiladores
- Streamers: Dispositivo de aire guiado para incrementar el tiro de aire.

Opciones carcasa:
- Aluminio pintado al polvo blanco: modelos estándar
- 2: acero inoxidable AISI SUS304

Otras opciones:
- Bandeja de goteo con doble aislamiento (recomendada en aplicaciones con cámaras de baja temperatura)
- Protector térmico para resistencias de desercarche



CUBIC FRUIT EVAPORATORS
EVAPORADORES CÚBICOS DE FRUTAS

HFC/HFO/(HCFC)*



CUBIC FRUIT EVAPORATORS
EVAPORADORES CÚBICOS DE FRUTAS

The HEB F range of cubic fruit evaporators has been designed for vegetable and fruit storage, working with a small D T to prevent dehydration of the product.

The exchange coils used in the HEB F range are built with a geometry of recognized high efficiency, with special profile aluminum fins and ø15 mm high quality copper tubes, with high heat transfer coefficient. They are supplied clean and tested under a pressure of 30 bar.

The HEB F range has models with 1 fin pitch:

- HEB F XXXX XX 7X: with 7 mm pitch, suitable for medium temperatures in the cold room(Rt >=-20ºC)

The standard electric fans used in this range have the following characteristics:

-350, 400, 450 mm: single-phase 230V/1/50 Hz with external rotor, with type K grid and nozzle (short mouth). Operating temperature -40ºC to +40ºC.

-ø500, 630 mm: three-phase 400V/3/50 Hz with external rotor, with type K grid and nozzle (short mouth) . Operating temperature -40ºC to +40ºC.

HEB F SERIES EVAPORATOR
EVAPORADORES SERIE HEB F

La gama HEB F de evaporadores cúbicos de frutas ha sido diseñada para el almacenamiento de verduras y frutas, trabajando con un pequeño D Tº para evitar la deshidratación del producto.

Los serpentines de intercambio utilizados en la gama HEB F están construidos con una geometría de reconocida alta eficiencia, con aletas de aluminio de perfil especial y tubos de cobre de alta calidad de ø15 mm, con alto coeficiente de transferencia de calor. Se suministran limpios y probados a una presión de 30 bar.

La gama HEB F dispone de modelos con 1 solo paso de aleta:

- HEB F XXXX XX 7X: con un paso de 7 mm, apto para medias temperaturas en cámaras frigoríficas (Rt >=-20ºC)

Los ventiladores eléctricos estándar utilizados en esta gama tienen las siguientes características:

-350, 400, 450 mm: monofásicos 230V/1/50 Hz con rotor externo, con rejilla tipo K y tobera (boca corta). Temperatura de funcionamiento -40ºC a +40ºC.

-ø500, 630 mm: trifásico 400V/3/50 Hz con rotor externo, con rejilla tipo K y tobera (boca corta).Temperatura de funcionamiento -40ºC a +40ºC.

-ø500, 630 mm: three-phase 400V/3/50 Hz with external rotor, with L-type grille and nozzle (long mouth). Operating temperature -40ºC to +40ºC.

White powder-coated aluminium casing with high resistance to corrosion and impacts.

In models with electric defrost, stainless steel electric heaters covered by aluminum tubes are used, located in the finned package and in the drain pan to avoid steam problems and make easy replacement.

The electrical parts are connected to an earth terminal, inside a connection box with access holes equipped with cable glands with IP 65 protection.

For performance at work points other than those in this catalog, use the “Unit Selector Hybrid HISPANIA” software.

For special applications and additional information consult our Technical Department.

-ø500, 630 mm: trifásico 400V/3/50 Hz con rotor externo, con rejilla tipo L y tobera (boca larga). Temperatura de funcionamiento -40ºC a +40ºC.

Carcasa de aluminio con recubrimiento de polvo blanco con alta resistencia a la corrosión e impactos.

En los modelos con desescarche eléctrico, se utilizan resistencias de acero inoxidable recubiertas por tubos de aluminio, ubicadas en el paquete de aletas y en la bandeja de drenaje para evitar problemas de vapor y facilitar el reemplazo.

Las partes eléctricas están conectadas a un terminal de tierra, dentro de una caja de conexiones con orificios de acceso equipada con recubrimiento de cable con protección IP65.

Para el uso en distintas aplicaciones a las de este catálogo, utilizar el software “Unit Selector Hybrid HISPANIA”.

Para aplicaciones especiales e información adicional consultar con nuestro departamento de ingeniería.

HEB F 3502 41 7D S1 2 3

- 3: Fin materials (blank: aluminum, 3: stainless steel, GF: golden fins) / Materiales de las aletas (en blanco: aluminio, 3: acero inoxidable, GF: aletas doradas)
- 2: Casing materials (blank: aluminum, 2: stainless steel) / Materiales de la carcasa (en blanco: aluminio, 2: acero inoxidable)
- S1: Tube materials (blank: copper, 1: stainless steel) / Materiales del tubo (en blanco: cobre, 1: acero inoxidable)
- D: Defrost system (blank: air, D: electric, HG: hot gas, W: water, HGD: hot gas & electric, WD: water & electric) / Sistema de descongelación (en blanco: aire, D: eléctrico, HG: gas caliente, W: agua, HGD: gas caliente y eléctrico, WD: agua y electricidad)
- 7: Fin spacing (mm) / Espacio entre aletas
- 41: Surface (m^2) / Superficie
- 5: Fan number / Número de ventiladores
- 3502: Fan ø (mm) / Ventilador ø (mm)
- HEB F: Series / Serie

CUBIC FRUIT EVAPORATORS
EVAPORADORES CÚBICOS DE FRUTAS

HFC/HFO/(HCFC)*

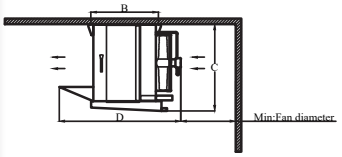

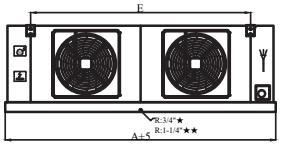

HEB F/D
3502★
4002/4502/5002/6302★★

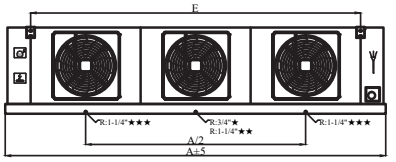

HEB F/D
3503★
4003★★
4503/5003/6303★★★

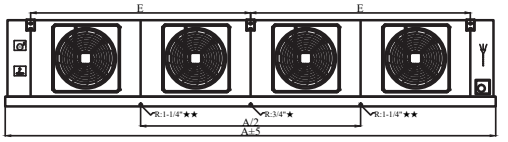

HEB F/D
3504★
4004/4504/5004/6304★★

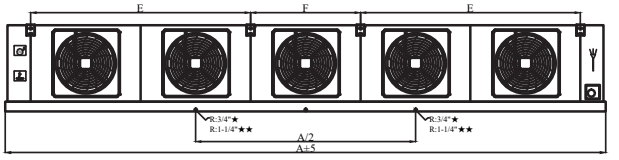

HEB F/D
3505★
4005/4505/5005/6305★★

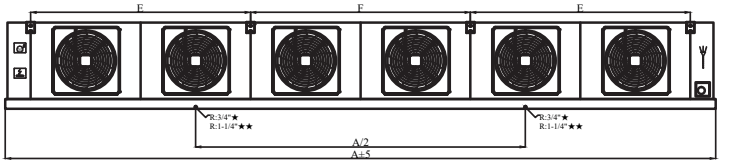

HEB F/D
3506★
4006/4506/5006★★

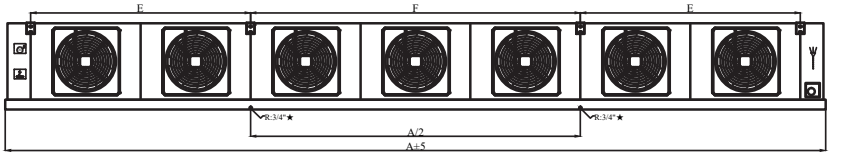

HEB F/D 3507★

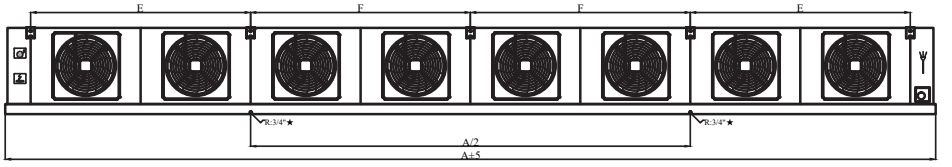

HEB F/D 3508★

Model / Model	Dimensions / Dimensiones (mm)					
	A	B	C	D	E	F
HEB F 3502...	1520	570	500	965	1200	
HEB F 3503...	2120	570	500	965	1800	
HEB F 3504...	2720	570	500	965	1200	
HEB F 3505...	3320	570	500	965	1200	600
HEB F 3506...	3920	570	500	965	1200	1200
HEB F 3507...	4520	570	500	965	1200	1800
HEB F 3508...	5120	570	500	965	1200	1200
HEB F 4002...	1820	570	600	955	1500	
HEB F 4003...	2570	570	600	955	2250	
HEB F 4004...	3320	570	600	955	1500	
HEB F 4005...	4070	570	600	955	1500	750
HEB F 4006...	4820	570	600	955	1500	1500
HEB F 4502...	2300	615	700	1025	1900	
HEB F 4503...	3250	615	700	1025	2850	
HEB F 4504...	4200	615	700	1025	1900	
HEB F 4505...	5150	615	700	1025	1900	950
HEB F 4506...	6100	615	700	1025	1900	1900
HEB F 5002...	2460	645	800	1135	2000	
HEB F 5003...	3460	645	800	1135	3000	
HEB F 5004...	4460	645	800	1135	2000	
HEB F 5005...	5460	645	800	1135	2000	1000
HEB F 5006...	6460	645	800	1135	2000	2000
HEB F 6302...	2860	705	900	1215	2400	
HEB F 6303...	4060	705	900	1215	3600	
HEB F 6304...	5260	705	900	1215	2400	
HEB F 6305...	6460	705	900	1215	2400	1200

CUBIC FRUIT EVAPORATORS
EVAPORADORES CÚBICOS DE FRUTAS

HFC/HFO/(HCFC)*

FIN SPACING 7 mm, with electrical defrost. Rt>=-20ºC
SEPARACIÓN ALETAS 7 mm, con desescarche eléctrico. Rt>=-20ºC

Model / Modelo	Capacity / Capacidad R404A (kW)		Capacity / Capacidad R448A/R449A (kW)		Superficie/ Surface (m²)	Tube Volume/ Volumen Interno (dm³)	N.W/ Peso Neto (kg)	Connection/ Conexión (ø mm)	
	t_e= -3ºC	t_e= -8ºC	t_e= -3ºC	t_e= -8ºC				Inlet/ Entrada	Outlet/ Salida
	DT1=5K	DT1=8K	DT1=5K	DT1=8K					
HEB F 3502 41 7D	3.65	6.66	3.25	6.75	40.9	9.0	62	12	28
HEB F 3503 61 7D	5.66	9.98	5.20	10.19	61.4	13.5	88	22	35
HEB F 3504 82 7D	7.41	13.40	6.60	13.56	81.9	18.0	115	22	35
HEB F 3505 102 7D	9.55	16.52	9.14	17.02	102.4	22.5	141	22	35
HEB F 3506 123 7D	11.42	20.07	10.53	20.47	122.8	27.0	167	22	42
HEB F 3507 143 7D	12.35	23.41	11.07	23.47	143.3	31.5	194	22	54
HEB F 3508 164 7D	14.95	26.89	13.31	27.17	163.8	36.0	221	28	54
HEB F 4002 64 7D	5.35	10.05	4.76	10.12	64.0	14.1	84	22	35
HEB F 4003 96 7D	8.58	15.03	7.97	15.37	96.0	21.1	120	22	35
HEB F 4004 128 7D	10.83	20.19	9.64	20.30	128.0	28.1	158	22	54
HEB F 4005 160 7D	14.39	25.15	13.37	25.69	160.0	35.1	195	28	54
HEB F 4006 192 7D	16.31	30.32	14.52	30.48	191.9	42.2	232	28	67
HEB F 4502 97 7D	8.78	15.37	8.20	15.76	97.3	21.4	123	22	35
HEB F 4503 146 7D	13.24	23.16	12.38	23.71	145.9	32.0	178	22	42
HEB F 4504 195 7D	17.70	30.94	16.56	31.66	194.5	42.7	234	28	54
HEB F 4505 243 7D	21.41	38.97	19.06	39.32	243.1	53.4	290	28	67
HEB F 4506 292 7D	26.63	46.51	24.92	47.56	291.8	64.1	350	28	67
HEB F 5002 119 7D	28.77	19.83	29.77	20.50	119.4	26.2	163	22	42
HEB F 5003 179 7D	44.21	30.38	44.71	30.63	179.2	39.3	237	28	54
HEB F 5004 239 7D	57.96	39.95	59.85	41.22	238.9	52.5	310	28	54
HEB F 5005 299 7D	73.78	50.76	75.05	51.52	298.6	65.6	384	28	67
HEB F 5006 358 7D	87.14	60.07	89.93	61.94	358.3	78.7	461	28	67
HEB F 6302 164 7D	43.50	29.94	44.32	30.43	163.8	36.0	238	28	54
HEB F 6303 246 7D	64.88	44.73	66.69	45.90	245.7	54.0	347	28	67
HEB F 6304 328 7D	87.33	60.13	88.88	61.03	327.6	72.0	456	28	76
HEB F 6305 410 7D	106.82	73.73	110.75	76.40	409.5	89.9	568	35	76

FIN SPACING 7 mm, with electrical defrost. Rt>=-20ºC
SEPARACIÓN ALETAS 7 mm, con desescarche eléctrico. Rt>=-20ºC

Model/ Model	Axial Fans/ Ventilador con motor axial							Electric Defrost/ Desescarche Eléctrico		
	Diámetro Diameter (Φ mm)	Nº	Voltage/ Voltaje (V, 50Hz)	Power/ Potencia (W)	Current/ Intensi-dad (A)	Air Flow/ Volumen de Aire (m^3/h)	Air Throw/ Tiro de Aire (m)	Coil/ Bateria (W)	Drain Pan/ Bandeja (W)	Total (W)
HEB F 3502 41 7D	350	2	1 ~ 230	300	1.3	4397	11	3 × 1510	2 × 1510	7550
HEB F 3503 61 7D	350	3	1 ~ 230	450	2.0	6593	13	3 × 1700	2 × 1700	8500
HEB F 3504 82 7D	350	4	1 ~ 230	600	2.6	8793	15	3 × 2000	2 × 2000	10000
HEB F 3505 102 7D	350	5	1 ~ 230	750	3.3	10985	18	3 × 3200	2 × 3200	16000
HEB F 3506 123 7D	350	6	1 ~ 230	900	3.9	13186	22	3 × 3800	2 × 3800	19000
HEB F 3507 143 7D	350	7	1 ~ 230	1050	4.6	15394	27	3 × 4420	2 × 4420	22100
HEB F 3508 164 7D	350	8	1 ~ 230	1200	5.2	17586	32	3 × 5060	2 × 5060	25300
HEB F 4002 64 7D	400	2	1 ~ 230	480	2.1	6354	11	4 × 1800	2 × 1800	10800
HEB F 4003 96 7D	400	3	1 ~ 230	720	3.2	9526	14	4 × 1980	2 × 1980	11880
HEB F 4004 128 7D	400	4	1 ~ 230	960	4.2	12706	16	4 × 3200	2 × 3200	19200
HEB F 4005 160 7D	400	5	1 ~ 230	1200	5.3	15876	18	4 × 3800	2 × 3800	22800
HEB F 4006 192 7D	400	6	1 ~ 230	1440	6.3	19059	23	4 × 4800	2 × 4800	28800
HEB F 4502 97 7D	450	2	1 ~ 230	780	3.6	9922	12	5 × 1600	2 × 1600	11200
HEB F 4503 146 7D	450	3	1 ~ 230	1170	5.4	14882	14	5 × 2810	2 × 2810	19670
HEB F 4504 195 7D	450	4	1 ~ 230	1560	7.2	19843	17	5 × 3800	2 × 3800	26600
HEB F 4505 243 7D	450	5	1 ~ 230	1950	9.0	24811	21	5 × 4800	2 × 4800	33600
HEB F 4506 292 7D	450	6	1 ~ 230	2340	10.8	29763	25	6 × 5000	2 × 5000	40000
HEB F 5002 119 7D	500	2	3 ~ 400	1300	2.3	13851	17	5 × 2320	2 × 2320	16240
HEB F 5003 179 7D	500	3	3 ~ 400	1950	3.5	20785	20	5 × 3200	2 × 3200	22400
HEB F 5004 239 7D	500	4	3 ~ 400	2600	4.6	27701	24	5 × 4260	2 × 4260	29820
HEB F 5005 299 7D	500	5	3 ~ 400	3250	5.8	34635	29	5 × 5000	2 × 5000	35000
HEB F 5006 358 7D	500	6	3 ~ 400	3900	6.9	41551	34	6 × 5000	2 × 5000	40000
HEB F 6302 164 7D	630	2	3 ~ 400	2200	4.4	22632	25	6 × 2000	2 × 2000	16000
HEB F 6303 246 7D	630	3	3 ~ 400	3300	6.6	33938	30	6 × 3800	2 × 3800	30400
HEB F 6304 328 7D	630	4	3 ~ 400	4400	8.8	45263	36	6 × 5060	2 × 5060	40480
HEB F 6305 410 7D	630	5	3 ~ 400	5500	11.0	56551	43	7 × 5000	2 × 5000	45000

CUBIC FRUIT EVAPORATORS
EVAPORADORES CÚBICOS DE FRUTAS

AVAILABLE OPTIONS FOR HEB SERIES:

Defrost options:
-Without defrost (air)
-D: Electrical defrost: standard model
- HG: hot gas
-W: water
- HGD: hot gas defrost for coil and electrical defrost for tray
- WD: water and electrical

Tube material options:
- Copper: standard models
- 1: Stainless steel AISI SUS304

Coil protection options:
- Aluminium fins: standard models
- Fins with GOLDFIN anti-corrosion high resistance coating.

Fan options:
- EC Fans
- Silica gel heaters for fan nozzles
- Streamers: Air-guiding device for increased airthrow

Casing options:
- White powder-coated painted aluminium: standard models
- 2: stainless steel AISI SUS304

Other options:
- Double insulated drip tray (recommended for low temperature room applications)
- Thermal protector for defrosting electrical heaters

OPCIONES DISPONIBLES PARA LA SERIE HEB:

Opciones de desescarche:
- Sin desescarche (aire)
- D: Desescarche eléctrico: modelo estándar
- HG: Gas caliente
- W: agua
- HGD: gas caliente en serpentín y eléctrico en bandeja
- WD: agua y eléctrico

Opciones material tubos:
- Cobre: modelo estándar
- 1: Acero inoxidable AISI SUS304

Opciones protección de serpentín:
- Aleta de aluminio: modelo estándar
- Aleta con tratamiento GOLDFIN con anticorrosión de alta resistencia.

Opciones ventiladores:
- Ventiladores EC
- Resistencias calefactoras para aro de ventiladores
- Streamers: Dispositivo de aire guiado para incrementar el tiro de aire.

Opciones carcasa:
- Aluminio pintado al polvo blanco: modelos estándar
- 2: acero inoxidable AISI SUS304

Otras opciones:
- Bandeja de goteo con doble aislamiento (recomendada en aplicaciones con cámaras de baja temperatura)
- Protector térmico para resistencias de desercarche



COMPACT-CEILING AIR TYPE EVAPORATORS
EVAPORADORES COMPACTOS TIPO CUÑA

HFC/HFO/(HCFC)*



COMPACT-CEILING AIR TYPE EVAPORATORS
EVAPORADORES COMPACTOS TIPO CUÑA

The HEC range of compact-ceiling air type evaporators has been designed for use in low height commercial cold rooms for the preservation of fresh and frozen products.

The exchange coils used in the HEC range are built with geometries of recognized high efficiency, with special profile aluminum fins and ø12 mm internally grooved (HEC 25XX, HEC Plus 30XX) or ø15 mm (HEC 30XX) high quality copper tubes, with high heat transfer coefficient. They are supplied clean and tested under a pressure of 30 bar.

The HEC range has models with different fin pitch depending on the temperature of the cold room:

For high temperatures in the cold room
- HEC 25XX XX 4X: with 4 mm pitch (Rt >=0ºC)
- HEC Plus 30XX XX 4X: with 4 mm pitch (Rt >=0ºC)
- HEC 30XX XX 4.5X: with 4.5 mm pitch (Rt >=0ºC)

For medium temperatures in the cold room
- HEC 25XX XX 6X: with 6 mm pitch (Rt >=-18ºC)
- HEC Plus 30XX XX 6X: with 6 mm pitch (Rt >=-18ºC)
- HEC 30XX XX 7X: with 7 mm pitch (Rt >=-20ºC)

For low temperatures in the cold room
- HEC 25XX XX 9X: with 9 mm pitch (Rt >=-35ºC)
- HEC Plus 30XX XX 9X: with 9 mm pitch (Rt >=-35ºC)
- HEC 30XX XX 10X: with 10 mm pitch (Rt >=-35ºC)

HEC SERIES EVAPORATOR
EVAPORADORES SERIE HEC

La gama de evaporadores tipo cuña HEC ha sido diseñada para su uso en cámaras frigoríficas comerciales de poca altura para conservación de productos frescos y congelados.

Los baterías de intercambio utilizadas en la gama HEC están construidos con geometrías de reconocida alta eficiencia, con aletas de aluminio de perfil especial y tubos de cobre de ø12 mm estriado interiormente (HEC 25XX, HEC Plus 30XX) o ø15mm (HEC 30XX), de alta calidad, con un alto coeficiente de transferencia de calor. Se suministran limpias y probadas a una presión de 30 bar.

La gama HEC dispone de modelos con diferentes pasos de aleta según la temperatura de la cámara:

Para altas temperaturas de cámara
- HEC 25XX XX 4X: separación de 4 mm (Rt >=0ºC)
- HEC Plus 30XX XX 4X: separación de 4 mm (Rt >=0ºC)
- HEC 30XX XX 4.5X: separación de 4,5 mm (Rt >=0ºC)

Para medias temperaturas de cámara
- HEC 25XX XX 6X: separación de 6 mm (Rt >=-18ºC)
- HEC Plus 30XX XX 6X: separación de 6 mm (Rt >=-18ºC)
- HEC 30XX XX 7X: separación de 7 mm (Rt >=-20ºC)

Para bajas temperaturas de cámara
- HEC 25XX XX 9X: con separación de 9 mm (Rt >=-35ºC)
- HEC Plus 30XX XX 9X: con separación de 9 mm (Rt >=-35ºC)
- HEC 30XX XX 10X: con separación de 10 mm (Rt >=-35ºC)

HEC & HEC Plus SERIES EVAPORATOR
EVAPORADORES SERIE HEC & HEC Plus

The standard electric fans used in this range have the following characteristics:

-Single-phase 230V/1/50 Hz with external rotor, with type K grid and nozzle (short mouth). Operating temperature -40ºC to +40ºC.

White powder-coated aluminium casing with high resistance to corrosion and impacts.

In models with electric defrost, stainless steel electric heaters covered by aluminum tubes are used, located in the finned package and in the drip tray to avoid steam problems and make easy replacement.

The electrical parts are connected to an earth terminal, inside a connection box with access holes equipped with cable glands with IP 65 protection.

For performance at work points other than those in this catalog, use the “Unit Selector Hybrid HISPANIA” software.

For special applications and additional information consult our Technical Department.

Los motoventiladores eléctricos estándar utilizados en esta gama tienen las siguientes características:

-Monofásicos 230V/1/50 Hz de rotor externo, con rejilla y bafle tipo K (embocadura corta). Temperatura de funcionamiento -40ºC a +40ºC.

La carcasa de aluminio pintado en blanco al polvo electrostático con alta resistencia a la corrosión y a los impactos.

En los modelos con desescarche eléctrico se usan resistencias en acero inoxidable cubiertas por tubos de aluminio, situados en el paquete aleteado y en la bandeja de drenaje para evitar problemas de vapor y facilitar la sustitución.

Las partes eléctricas están conectadas a un terminal de tierra, dentro de una caja de conexiones con orificios de acceso equipados con prensaestopas con grado de protección IP 65.

Para rendimientos en puntos de trabajo distintos a los de este catálogo utilizar el software “Unit Selector Hybrid HISPANIA”.

Para aplicaciones especiales e informaciones adicionales consultar a nuestro Departamento Técnico.

HEC 2503 26 4D S1 2 3

- 3 — Fin materials (blank: aluminum, 3: stainless steel, GF: golden fins) / Materiales de las aletas (en blanco: aluminio, 3: acero inoxidable, GF: aletas doradas)
- 2 — Casing materials (blank: aluminum, 2: stainless steel) / Materiales de la carcasa (en blanco: aluminio, 2: acero inoxidable)
- S1 — Tube materials (blank: copper, 1: stainless steel) / Materiales del tubo (en blanco: cobre, 1: acero inoxidable)
- 4D — Defrost system (blank: air, D: electric, HG: hot gas, W: water, HGD: hot gas & electric, WD: water & electric) / Sistema de descongelación (en blanco: aire, D: eléctrico, HG: gas caliente, W: agua, HGD: gas caliente y eléctrico, WD: agua y electricidad)
- 4 — Fin spacing (mm) / Espacio entre aletas
- 26 — Surface (m^2) / Superficie
- 3 — Fan number / Número de ventiladores
- 2503 — Fan ø (mm) / Ventilador ø (mm)
- HEC — Series / Serie

COMPACT-CEILING AIR TYPE EVAPORATORS

EVAPORADORES COMPACTOS TIPO CUÑA

HFC/HFO/(HCFC)*

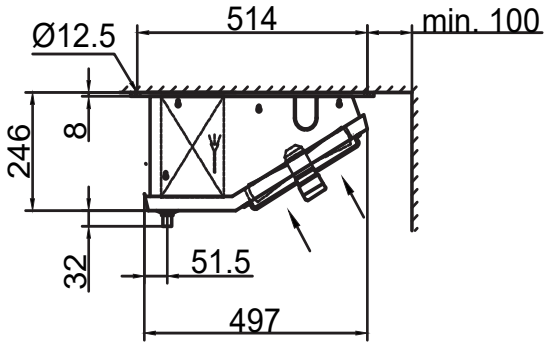

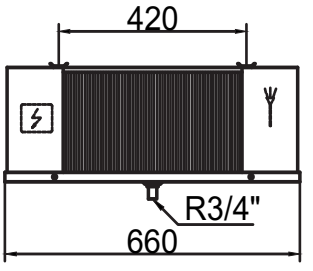

HEC/D 2501

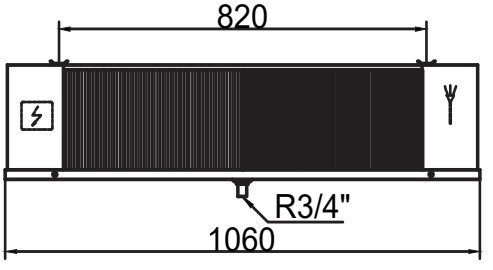

HEC/D 2502

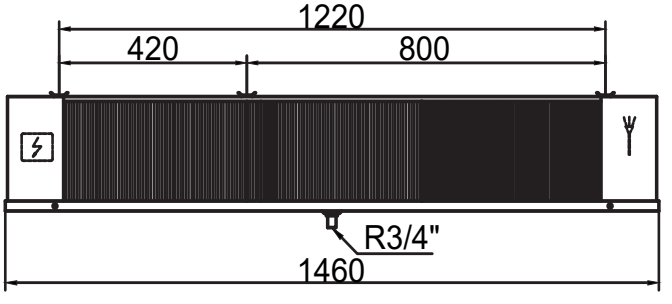

HEC/D 2503

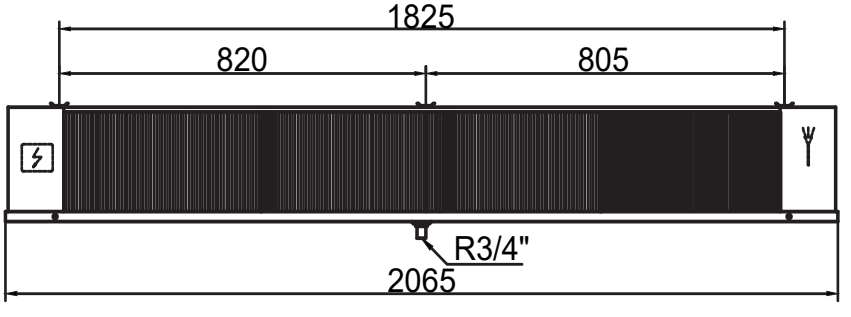

HEC/D 2504

Dia. 1

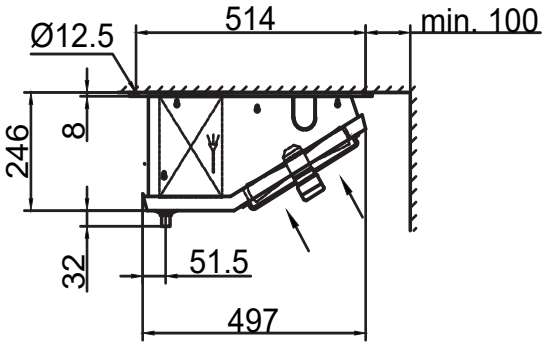

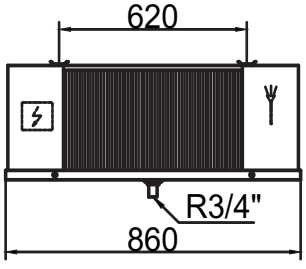

HEC/D 2501

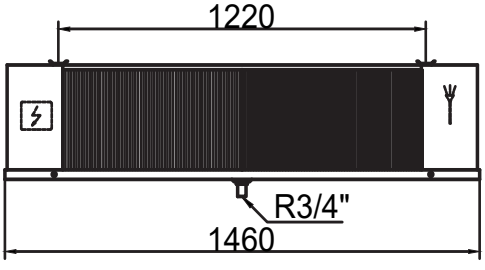

HEC/D 2502

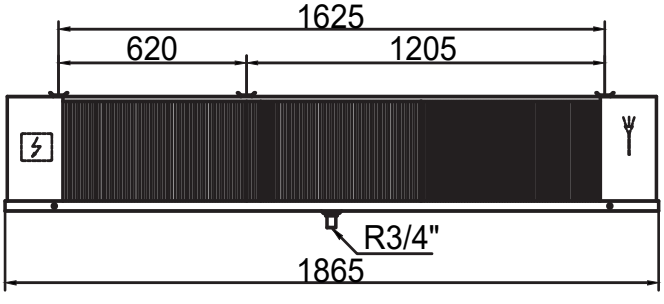

HEC/D 2503

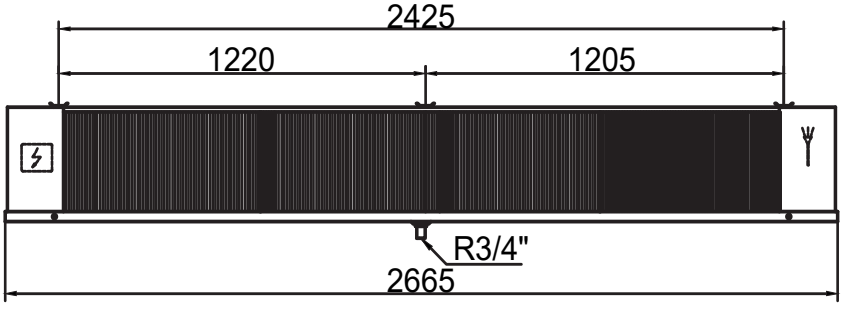

HEC/D 2504

Dia. 2

COMPACT-CEILING AIR TYPE EVAPORATORS

EVAPORADORES COMPACTOS TIPO CUÑA

HFC/HFO/(HCFC)*

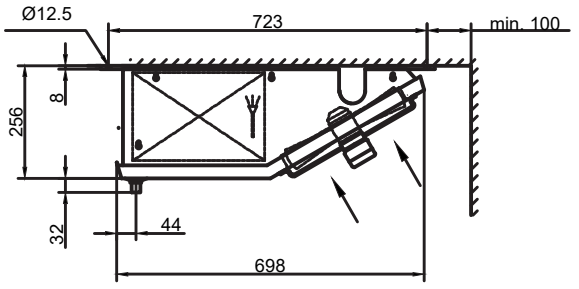

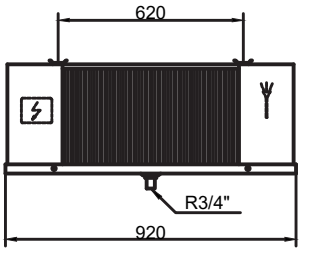

HEC/D 3001

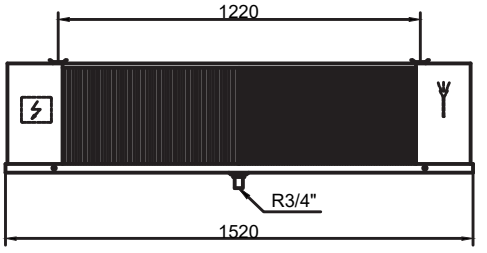

HEC/D 3002

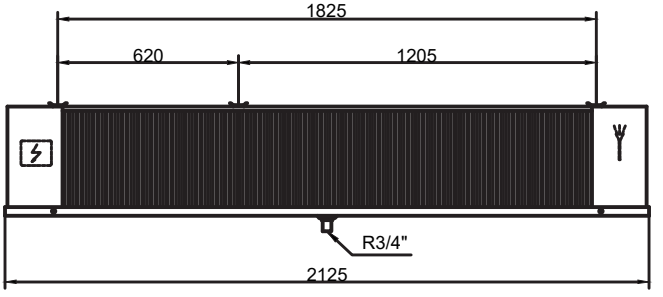

HEC/D 3003

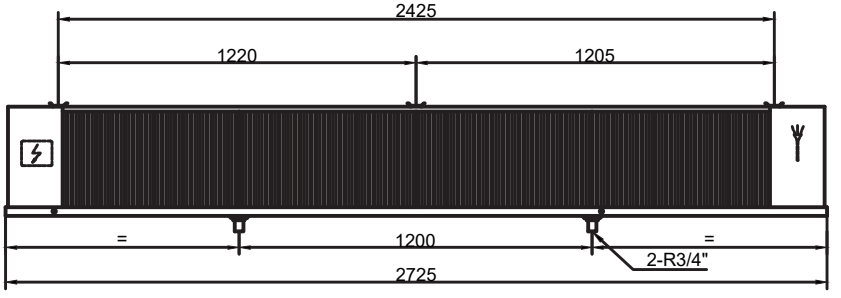

HEC/D 3004

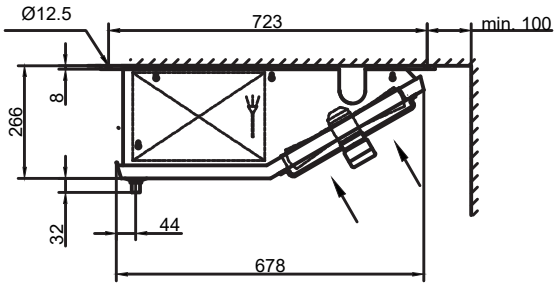

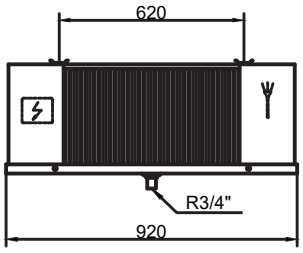

HEC/D PLUS 3001

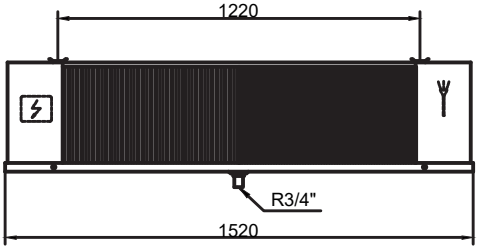

HEC/D PLUS 3002

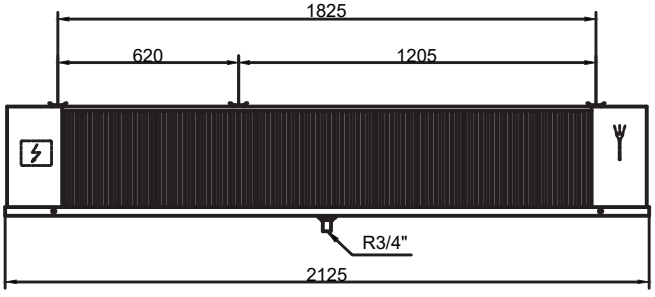

HEC/D PLUS 3003

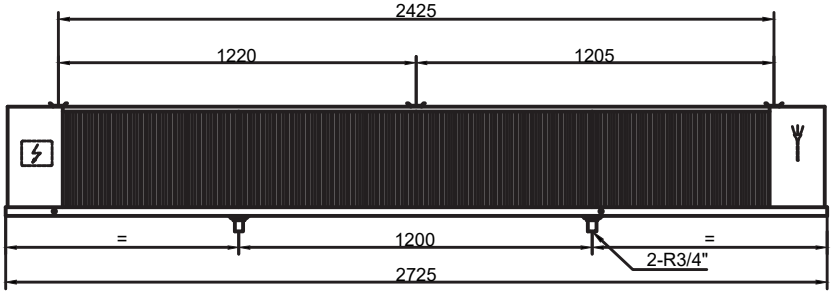

HEC/D PLUS 3004

COMPACT-CEILING AIR TYPE EVAPORATORS

HFC/HFO/(HCFC)*

EVAPORADORES COMPACTOS TIPO CUÑA

FIN SPACING 4 mm, with electrical defrost. Rt>=0ºC

SEPARACIÓN ALETAS 4 mm, con desescarche eléctrico. Rt>=0ºC

Model / Modelo	Capacity / Capacidad R404A (kW)		Capacity / Capacidad R448A/R449A (kW)		Superficie/ Surface (m^2)	Tube Volume/ Volumen Interno (dm^3)	N.W/ Peso Neto (kg)	Connection/ Conexión (ø mm)		Dimen-sion Dimen-sión (mm)
	t_e= 0ºC	t_e= -8ºC	t_e= 0ºC	t_e= -8ºC				Inlet/ Entra-da	Outlet/ Salida	
	DT1=10K	DT1=8K	DT1=10K	DT1=8K						
HEC 2501 05 4D	1.40	0.97	1.41	0.96	4.3	0.7	11	12	12	Dia. 1
HEC 2501 06 4D	1.63	1.14	1.66	1.16	5.7	1.0	12	12	12	Dia. 1
HEC 2501 07 4D	1.94	1.34	1.97	1.36	6.4	1.1	13	12	12	Dia. 2
HEC 2501 09 4D	2.21	1.54	2.29	1.59	8.5	1.4	16	12	12	Dia. 2
HEC 2502 12 4D	3.31	2.32	3.35	2.35	11.4	1.9	18	12	19	Dia. 1
HEC 2502 18 4D	4.50	3.14	4.64	3.24	17.1	2.9	23	12	19	Dia. 2
HEC 2503 17 4D	4.99	3.49	5.03	3.53	17.1	2.9	32	12	22	Dia. 1
HEC 2503 26 4D	6.98	4.85	7.06	4.91	25.7	4.3	42	12	28	Dia. 2
HEC 2504 23 4D	6.66	4.67	6.72	4.71	22.9	3.8	47	12	28	Dia. 1
HEC 2504 34 4D	9.32	6.48	9.39	6.51	34.3	5.8	54	12	28	Dia. 2
HEC Plus 3001 13 4D	3.35	2.35	3.40	2.39	12.8	2.2	28	12	19	Dia. 4
HEC Plus 3001 17 4D	3.61	2.54	3.63	2.50	17.1	2.9	33	12	22	Dia. 4
HEC Plus 3002 26 4D	6.70	4.70	6.70	4.43	25.7	4.3	40	12	28	Dia. 4
HEC Plus 3002 34 4D	7.27	5.11	7.30	5.01	34.3	5.8	48	12	28	Dia. 4
HEC Plus 3003 39 4D	10.19	7.16	10.31	7.25	38.6	6.5	59	12	28	Dia. 4
HEC Plus 3003 51 4D	10.74	7.57	10.96	7.73	51.4	8.7	68	12	28	Dia. 4
HEC Plus 3004 51 4D	13.26	9.33	13.63	9.60	51.4	8.7	76	15	28	Dia. 4
HEC Plus 3004 69 4D	13.56	9.55	14.13	9.98	68.6	11.5	88	15	28	Dia. 4

FIN SPACING 4 mm, with electrical defrost. Rt>=0ºC
SEPARACIÓN ALETAS 4 mm, con desescarche eléctrico. Rt>=0ºC

Model/ Model	Axial Fans/ Ventilador con motor axial							Electric Defrost/ Desescarche Eléctrico		
	Diámetro Diameter (Φ mm)	Nº	Voltage/ Voltaje (V, 50Hz)	Power/ Potencia (W)	Current/ Intensi-dad (A)	Air Flow/ Volumen de Aire (m^3/h)	Air Throw/ Tiro de Aire (m)	Coil/ Bateria (W)	Drain Pan/ Bandeja (W)	Total (W)
HEC 2501 05 4D	250	1	1 ~ 230	50	0.2	683	5	1 × 400	1 × 400	800
HEC 2501 06 4D	250	1	1 ~ 230	50	0.2	600	4	1 × 400	1 × 400	800
HEC 2501 07 4D	250	1	1 ~ 230	50	0.2	847	4	1 × 550	1 × 550	1100
HEC 2501 09 4D	250	1	1 ~ 230	50	0.2	786	4	1 × 550	1 × 550	1100
HEC 2502 12 4D	250	2	1 ~ 230	100	0.5	1202	5	1 × 700	1 × 700	1400
HEC 2502 18 4D	250	2	1 ~ 230	100	0.5	1572	5	1 × 1000	1 × 1000	2000
HEC 2503 17 4D	250	3	1 ~ 230	150	0.7	1801	6	1 × 1250	1 × 1250	2500
HEC 2503 26 4D	250	3	1 ~ 230	150	0.7	2358	6	1 × 1700	1 × 1700	3400
HEC 2504 23 4D	250	4	1 ~ 230	200	0.9	2404	7	1 × 1400	1 × 1400	2800
HEC 2504 34 4D	250	4	1 ~ 230	200	0.9	3145	7	1 × 2000	1 × 2000	4000
HEC Plus 3001 13 4D	300	1	1 ~ 230	80	0.4	963	9	2 × 750	1 × 750	2250
HEC Plus 3001 17 4D	300	1	1 ~ 230	80	0.4	858	6	3 × 750	2 × 750	3750
HEC Plus 3002 26 4D	300	2	1 ~ 230	160	0.8	1930	10	2 × 1250	1 × 1250	3750
HEC Plus 3002 34 4D	300	2	1 ~ 230	160	0.8	1718	8	3 × 1250	2 × 1250	6250
HEC Plus 3003 39 4D	300	3	1 ~ 230	240	1.2	2893	13	2 × 1700	1 × 1700	5100
HEC Plus 3003 51 4D	300	3	1 ~ 230	240	1.2	2576	9	3 × 1700	2 × 1700	8500
HEC Plus 3004 51 4D	300	4	1 ~ 230	320	1.6	3857	15	2 × 2000	1 × 2000	6000
HEC Plus 3004 69 4D	300	4	1 ~ 230	320	1.6	3435	11	3 × 2000	2 × 2000	10000

COMPACT-CEILING AIR TYPE EVAPORATORS

HFC/HFO/(HCFC)*

EVAPORADORES COMPACTOS TIPO CUÑA

FIN SPACING 6 mm, with electrical defrost. Rt>=-18ºC

SEPARACIÓN ALETAS 6 mm, con desescarche eléctrico. Rt>=-18ºC

Model / Modelo	Capacity / Capacidad R404A (kW)		Capacity / Capacidad R448A/R449A (kW)		Superficie/ Surface (m^2)	Tube Volume/ Volumen Interno (dm^3)	N.W/ Peso Neto (kg)	Connection/ Conexión (ø mm)		Dimen-sion Dimen-sión (mm)
	t_e= -8ºC	t_e= -25ºC	t_e= -8ºC	t_e= -25ºC				Inlet/ Entrada	Outlet/ Salida	
	DT1=8K	DT1=7K	DT1=8K	DT1=7K						
HEC 2501 03 6D	0.82	0.63	0.78	0.60	2.9	0.7	11	12	12	Dia. 1
HEC 2501 04 6D	1.00	0.75	1.00	0.74	3.9	1.0	12	12	12	Dia. 1
HEC 2501 05 6D	1.13	0.82	1.14	0.82	4.4	1.1	13	12	12	Dia. 2
HEC 2501 06 6D	1.35	0.95	1.38	0.98	5.9	1.4	16	12	12	Dia. 2
HEC 2502 08 6D	2.02	1.53	2.02	1.51	7.9	1.9	18	12	19	Dia. 1
HEC 2502 12 6D	2.73	1.93	2.80	2.00	11.8	2.9	22	12	19	Dia. 2
HEC 2503 12 6D	3.04	2.30	3.03	2.27	11.8	2.9	31	12	22	Dia. 1
HEC 2503 18 6D	4.16	3.07	4.17	3.04	17.7	4.3	41	12	28	Dia. 2
HEC 2504 16 6D	4.07	3.08	4.06	3.04	15.7	3.8	46	12	28	Dia. 1
HEC 2504 24 6D	5.52	4.11	5.41	4.02	23.6	5.8	53	12	28	Dia. 2
HEC Plus 3001 09 6D	2.13	1.57	2.15	1.57	8.8	2.2	28	12	19	Dia. 4
HEC Plus 3001 12 6D	2.37	1.76	2.29	1.73	11.8	2.9	33	12	22	Dia. 4
HEC Plus 3002 18 6D	4.13	3.16	3.85	3.03	17.7	4.3	39	12	28	Dia. 4
HEC Plus 3002 24 6D	4.78	3.56	4.60	3.48	23.6	5.8	47	12	28	Dia. 4
HEC Plus 3003 27 6D	6.46	4.82	6.52	4.80	26.5	6.5	57	12	28	Dia. 4
HEC Plus 3003 35 6D	7.16	5.26	7.30	5.33	35.4	8.7	66	12	28	Dia. 4
HEC Plus 3004 35 6D	8.53	6.09	8.74	6.36	35.4	8.7	74	15	28	Dia. 4
HEC Plus 3004 47 6D	9.14	6.32	9.50	6.80	47.2	11.5	86	15	28	Dia. 4

FIN SPACING 6 mm, with electrical defrost. Rt>=-18ºC
SEPARACIÓN ALETAS 6 mm, con desescarche eléctrico. Rt>=-18ºC

Model/ Model	Axial Fans/ Ventilador con motor axial							Electric Defrost/ Desescarche Eléctrico		
	Diámetro Diameter (Φ mm)	Nº	Voltage/ Voltaje (V, 50Hz)	Power/ Potencia (W)	Current/ Intensi-dad (A)	Air Flow/ Volumen de Aire (m^3/h)	Air Throw/ Tiro de Aire (m)	Coil/ Bateria (W)	Drain Pan/ Bandeja (W)	Total (W)
HEC 2501 03 6D	250	1	1 ~ 230	50	0.2	747	6	1 × 400	1 × 400	800
HEC 2501 04 6D	250	1	1 ~ 230	50	0.2	660	5	1 × 400	1 × 400	800
HEC 2501 05 6D	250	1	1 ~ 230	50	0.2	889	4	1 × 550	1 × 550	1100
HEC 2501 06 6D	250	1	1 ~ 230	50	0.2	831	4	1 × 550	1 × 550	1100
HEC 2502 08 6D	250	2	1 ~ 230	100	0.5	1321	5	1 × 700	1 × 700	1400
HEC 2502 12 6D	250	2	1 ~ 230	100	0.5	1663	5	1 × 1000	1 × 1000	2000
HEC 2503 12 6D	250	3	1 ~ 230	150	0.7	1981	7	1 × 1250	1 × 1250	2500
HEC 2503 18 6D	250	3	1 ~ 230	150	0.7	2495	6	1 × 1700	1 × 1700	3400
HEC 2504 16 6D	250	4	1 ~ 230	200	0.9	2643	7	1 × 1400	1 × 1400	2800
HEC 2504 24 6D	250	4	1 ~ 230	200	0.9	3327	8	1 × 2000	1 × 2000	4000
HEC Plus 3001 09 6D	300	1	1 ~ 230	80	0.4	1050	10	2 × 750	1 × 750	2250
HEC Plus 3001 12 6D	300	1	1 ~ 230	80	0.4	935	7	3 × 750	2 × 750	3750
HEC Plus 3002 18 6D	300	2	1 ~ 230	160	0.8	2105	12	2 × 1250	1 × 1250	3750
HEC Plus 3002 24 6D	300	2	1 ~ 230	160	0.8	1871	8	3 × 1250	2 × 1250	6250
HEC Plus 3003 27 6D	300	3	1 ~ 230	240	1.2	3154	14	2 × 1700	1 × 1700	5100
HEC Plus 3003 35 6D	300	3	1 ~ 230	240	1.2	2807	10	3 × 1700	2 × 1700	8500
HEC Plus 3004 35 6D	300	4	1 ~ 230	320	1.6	4204	17	2 × 2000	1 × 2000	6000
HEC Plus 3004 47 6D	300	4	1 ~ 230	320	1.6	3742	12	3 × 2000	2 × 2000	10000

COMPACT-CEILING AIR TYPE EVAPORATORS

HFC/HFO/(HCFC)*

EVAPORADORES COMPACTOS TIPO CUÑA

FIN SPACING 9 mm, with electrical defrost. Rt>=-35ºC

SEPARACIÓN ALETAS 9 mm, con desescarche eléctrico. Rt>=-35ºC

Model / Modelo	Capacity / Capacidad R404A (kW)		Capacity / Capacidad R448A/R449A (kW)		Superficie/ Surface (m^2)	Tube Volume/ Volumen Interno (dm^3)	N.W/ Peso Neto (kg)	Connection/ Conexión (ø mm)		Dimen-sion Dimen-sión (mm)
	t_e= -8ºC	t_e= -25ºC	t_e= -8ºC	t_e= -25ºC				Inlet/ Entrada	Outlet/ Salida	
	DT1=8K	DT1=7K	DT1=8K	DT1=7K						
HEC 2501 02 9D	0.65	0.50	0.60	0.47	2.1	0.7	11	12	12	Dia. 1
HEC 2501 03 9D	0.84	0.63	0.82	0.61	2.7	1.0	13	12	12	Dia. 1
HEC 2501 04 9D	1.13	0.81	1.15	0.81	4.1	1.4	16	12	12	Dia. 2
HEC 2502 06 9D	1.70	1.27	1.64	1.24	5.5	1.9	18	12	12	Dia. 1
HEC 2502 08 9D	2.29	1.65	2.33	1.65	8.2	2.9	22	12	19	Dia. 2
HEC 2503 08 9D	2.56	1.92	2.48	1.87	8.2	2.9	31	12	22	Dia. 1
HEC 2503 12 9D	3.43	2.51	3.35	2.46	12.3	4.3	40	12	28	Dia. 2
HEC 2504 11 9D	3.42	2.57	3.31	2.50	11.0	3.8	45	12	28	Dia. 1
HEC 2504 16 9D	4.55	3.33	4.32	3.24	16.4	5.8	51	12	28	Dia. 2
HEC Plus 3001 06 9D	1.85	1.36	1.83	1.35	6.2	2.2	27	12	19	Dia. 4
HEC Plus 3001 08 9D	2.12	1.57	2.02	1.53	8.2	2.9	32	12	22	Dia. 4
HEC Plus 3002 12 9D	3.45	2.66	3.21	2.55	12.3	4.3	38	12	28	Dia. 4
HEC Plus 3002 16 9D	4.26	3.16	4.05	3.08	16.4	5.8	46	12	28	Dia. 4
HEC Plus 3003 19 9D	5.60	4.17	5.53	4.09	18.5	6.5	55	12	28	Dia. 4
HEC Plus 3003 25 9D	6.50	4.78	6.59	4.77	24.7	8.7	63	12	28	Dia. 4
HEC Plus 3004 25 9D	7.48	5.44	7.62	5.51	24.7	8.7	72	15	28	Dia. 4
HEC Plus 3004 33 9D	8.41	5.88	8.68	6.21	32.9	11.5	82	15	28	Dia. 4

FIN SPACING 9 mm, with electrical defrost. Rt>=-35ºC
SEPARACIÓN ALETAS 9 mm, con desescarche eléctrico. Rt>=-35ºC

Model/ Model	Axial Fans/ Ventilador con motor axial							Electric Defrost/ Desescarche Eléctrico		
	Diámetro Diameter (Φ mm)	Nº	Voltage/ Voltaje (V, 50Hz)	Power/ Potencia (W)	Current/ Intensi-dad (A)	Air Flow/ Volumen de Aire (m^3/h)	Air Throw/ Tiro de Aire (m)	Coil/ Bateria (W)	Drain Pan/ Bandeja (W)	Total (W)
HEC 2501 02 9D	250	1	1 ~ 230	50	0.2	795	6	1 × 400	1 × 400	800
HEC 2501 03 9D	250	1	1 ~ 230	50	0.2	718	4	1 × 400	1 × 400	800
HEC 2501 04 9D	250	1	1 ~ 230	50	0.2	871	4	1 × 550	1 × 550	1100
HEC 2502 06 9D	250	2	1 ~ 230	100	0.5	1438	5	1 × 550	1 × 550	1100
HEC 2502 08 9D	250	2	1 ~ 230	100	0.5	1744	5	1 × 700	1 × 700	1400
HEC 2503 08 9D	250	3	1 ~ 230	150	0.7	2166	7	1 × 1250	1 × 1250	2500
HEC 2503 12 9D	250	3	1 ~ 230	150	0.7	2624	7	1 × 1700	1 × 1700	3400
HEC 2504 11 9D	250	4	1 ~ 230	200	0.9	2891	8	1 × 1400	1 × 1400	2800
HEC 2504 16 9D	250	4	1 ~ 230	200	0.9	3499	8	1 × 2000	1 × 2000	4000
HEC Plus 3001 06 9D	300	1	1 ~ 230	80	0.4	1140	10	2 × 750	1 × 750	2250
HEC Plus 3001 08 9D	300	1	1 ~ 230	80	0.4	1020	7	3 × 750	2 × 750	3750
HEC Plus 3002 12 9D	300	2	1 ~ 230	160	0.8	2286	9	2 × 1250	1 × 1250	3750
HEC Plus 3002 16 9D	300	2	1 ~ 230	160	0.8	2042	11	3 × 1250	2 × 1250	6250
HEC Plus 3003 19 9D	300	3	1 ~ 230	240	1.2	3423	14	2 × 1700	1 × 1700	5100
HEC Plus 3003 25 9D	300	3	1 ~ 230	240	1.2	3061	10	3 × 1700	2 × 1700	8500
HEC Plus 3004 25 9D	300	4	1 ~ 230	320	1.6	4561	17	2 × 2000	1 × 2000	6000
HEC Plus 3004 33 9D	300	4	1 ~ 230	320	1.6	4081	12	3 × 2000	2 × 2000	10000

COMPACT-CEILING AIR TYPE EVAPORATORS

HFC/HFO/(HCFC)*

EVAPORADORES COMPACTOS TIPO CUÑA

FIN SPACING 4.5 mm, with electrical defrost. Rt>=0ºC

SEPARACIÓN ALETAS 4.5 mm, con desescarche eléctrico. Rt>=0ºC

Model / Modelo	Capacity / Capacidad R404A (kW)		Capacity / Capacidad R448A/R449A (kW)		Superficie/ Surface (m^2)	Tube Volume/ Volumen Interno (dm^3)	N.W/ Peso Neto (kg)	Connection/ Conexión (ø mm)		Dimen-sion Dimen-sión (mm)
	t_e= 0ºC	t_e= -8ºC	t_e= 0ºC	t_e= -8ºC				Inlet/ Entra-da	Outlet/ Salida	
	DT1=10K	DT1=8K	DT1=10K	DT1=8K						
HEC 3001 11 4.5D	2.10	1.47	2.08	1.32	10.4	1.5	18	12	15	Dia. 3
HEC 3001 16 4.5D	2.73	1.91	2.75	1.92	15.5	2.2	21	12	15	Dia. 3
HEC 3002 21 4.5D	4.32	3.00	4.45	3.09	20.8	3.0	32	12	15	Dia. 3
HEC 3002 32 4.5D	5.52	3.87	5.54	3.87	31.1	4.5	39	12	22	Dia. 3
HEC 3003 32 4.5D	6.60	4.59	6.64	4.60	31.1	4.5	35	12	22	Dia. 3
HEC 3003 48 4.5D	8.14	5.69	8.39	5.86	46.7	6.8	56	12	22	Dia. 3
HEC 3004 43 4.5D	8.72	6.07	8.97	6.23	41.5	6.0	60	12	22	Dia. 3
HEC 3004 64 4.5D	11.04	7.73	11.25	7.86	62.3	9.0	73	15	28	Dia. 3

FIN SPACING 4.5 mm, with electrical defrost. Rt>=0ºC
SEPARACIÓN ALETAS 4.5 mm, con desescarche eléctrico. Rt>=0ºC

Model/ Model	Axial Fans/ Ventilador con motor axial							Electric Defrost/ Desescarche Eléctrico		
	Diámetro Diameter (Φ mm)	Nº	Voltage/ Voltaje (V, 50Hz)	Power/ Potencia (W)	Current/ Intensi-dad (A)	Air Flow/ Volumen de Aire (m^3/h)	Air Throw/ Tiro de Aire (m)	Coil/ Bateria (W)	Drain Pan/ Bandeja (W)	Total (W)
HEC 3001 11 4.5D	300	1	1 ~ 230	80	0.4	1157	9	2 × 700	1 × 700	2100
HEC 3001 16 4.5D	300	1	1 ~ 230	80	0.4	980	6	2 × 700	1 × 700	2100
HEC 3002 21 4.5D	300	2	1 ~ 230	160	0.8	2307	10	2 × 1030	1 × 1030	3090
HEC 3002 32 4.5D	300	2	1 ~ 230	160	0.8	1967	8	2 × 1030	1 × 1030	3090
HEC 3003 32 4.5D	300	3	1 ~ 230	240	1.2	3466	13	2 × 1700	1 × 1700	5100
HEC 3003 48 4.5D	300	3	1 ~ 230	240	1.2	2938	9	2 × 1700	1 × 1700	5100
HEC 3004 43 4.5D	300	4	1 ~ 230	320	1.6	4615	15	2 × 2000	1 × 2000	6000
HEC 3004 64 4.5D	300	4	1 ~ 230	320	1.6	3920	11	2 × 2000	1 × 2000	6000

COMPACT-CEILING AIR TYPE EVAPORATORS

HFC/HFO/(HCFC)*

EVAPORADORES COMPACTOS TIPO CUÑA

FIN SPACING 7 mm, with electrical defrost. Rt>=-20ºC

SEPARACIÓN ALETAS 7 mm, con desescarche eléctrico. Rt>=-20ºC

Model / Modelo	Capacity / Capacidad R404A (kW)		Capacity / Capacidad R448A/R449A (kW)		Superficie/ Surface (m^2)	Tube Volume/ Volumen Interno (dm^3)	N.W/ Peso Neto (kg)	Connection/ Conexión (ø mm)		Dimen-sion Dimen-sión (mm)
	t_e= -8ºC	t_e= -25ºC	t_e= -8ºC	t_e= -25ºC				Inlet/ Entra-da	Outlet/ Salida	
	DT1=8K	DT1=7K	DT1=8K	DT1=7K						
HEC 3001 07 7D	1.13	0.96	0.97	0.86	6.8	1.5	17	12	15	Dia. 3
HEC 3001 10 7D	1.62	1.31	1.56	1.26	10.2	2.2	20	12	15	Dia. 3
HEC 3002 14 7D	2.50	1.91	2.54	1.99	13.7	3.0	30	12	15	Dia. 3
HEC 3002 20 7D	3.27	2.65	3.14	2.55	20.5	4.5	36	12	22	Dia. 3
HEC 3003 20 7D	3.70	3.03	3.67	2.98	20.5	4.5	32	12	22	Dia. 3
HEC 3003 30 7D	4.96	3.72	5.06	3.90	30.8	6.8	52	12	22	Dia. 3
HEC 3004 28 7D	5.02	3.87	5.10	4.03	27.4	6.0	57	12	22	Dia. 3
HEC 3004 41 7D	6.66	5.14	6.74	5.33	41.0	9.0	68	15	28	Dia. 3

FIN SPACING 7 mm, with electrical defrost. Rt>=-20ºC
SEPARACIÓN ALETAS 7 mm, con desescarche eléctrico. Rt>=-20ºC

Model/ Model	Axial Fans/ Ventilador con motor axial							Electric Defrost/ Desescarche Eléctrico		
	Diámetro Diameter (Φ mm)	Nº	Voltage/ Voltaje (V, 50Hz)	Power/ Potencia (W)	Current/ Intensi-dad (A)	Air Flow/ Volumen de Aire (m^3/h)	Air Throw/ Tiro de Aire (m)	Coil/ Bateria (W)	Drain Pan/ Bandeja (W)	Total (W)
HEC 3001 07 7D	300	1	1 ~ 230	80	0.4	1250	10	2 × 700	1 × 700	2100
HEC 3001 10 7D	300	1	1 ~ 230	80	0.4	1083	7	2 × 700	1 × 700	2100
HEC 3002 14 7D	300	2	1 ~ 230	160	0.8	2487	12	2 × 1030	1 × 1030	3090
HEC 3002 20 7D	300	2	1 ~ 230	160	0.8	2169	8	2 × 1030	1 × 1030	3090
HEC 3003 20 7D	300	3	1 ~ 230	240	1.2	3736	14	2 × 1700	1 × 1700	5100
HEC 3003 30 7D	300	3	1 ~ 230	240	1.2	3246	10	2 × 1700	1 × 1700	5100
HEC 3004 28 7D	300	4	1 ~ 230	320	1.6	4975	17	2 × 2000	1 × 2000	6000
HEC 3004 41 7D	300	4	1 ~ 230	320	1.6	4331	12	2 × 2000	1 × 2000	6000

COMPACT-CEILING AIR TYPE EVAPORATORS

HFC/HFO/(HCFC)*

EVAPORADORES COMPACTOS TIPO CUÑA

FIN SPACING 10 mm, with electrical defrost. Rt>=-35ºC

SEPARACIÓN ALETAS 10 mm, con desescarche eléctrico. Rt>=-35ºC

Model / Modelo	Capacity / Capacidad R404A (kW)		Capacity / Capacidad R448A/R449A (kW)		Superficie/ Surface (m^2)	Tube Volume/ Volumen Interno (dm^3)	N.W/ Peso Neto (kg)	Connection/ Conexión (ø mm)		Dimen-sion Dimen-sión (mm)
	t_e= -8ºC	t_e= -25ºC	t_e= -8ºC	t_e= -25ºC				Inlet/ Entra-da	Outlet/ Salida	
	DT1=8K	DT1=7K	DT1=8K	DT1=7K						
HEC 3001 05 10D	0.87	0.76	0.77	0.69	4.9	1.5	17	12	15	Dia. 3
HEC 3001 07 10D	1.40	1.13	1.29	1.06	7.4	2.2	20	12	15	Dia. 3
HEC 3002 10 10D	2.12	1.65	2.15	1.70	9.8	3.0	30	12	15	Dia. 3
HEC 3002 15 10D	2.82	2.29	2.60	2.14	14.8	4.5	36	12	22	Dia. 3
HEC 3003 15 10D	3.11	2.56	2.92	2.41	14.8	4.5	32	12	22	Dia. 3
HEC 3003 22 10D	4.37	3.31	4.45	3.44	22.1	6.8	52	12	22	Dia. 3
HEC 3004 20 10D	4.27	3.33	4.31	3.42	19.7	6.0	56	12	22	Dia. 3
HEC 3004 29 10D	5.83	4.54	5.87	4.57	29.5	9.0	67	15	28	Dia. 3

FIN SPACING 10 mm, with electrical defrost. Rt>=-35ºC
SEPARACIÓN ALETAS 10 mm, con desescarche eléctrico. Rt>=-35ºC

Model/ Model	Axial Fans/ Ventilador con motor axial							Electric Defrost/ Desescarche Eléctrico		
	Diámetro Diameter (Φ mm)	Nº	Voltage/ Voltaje (V, 50Hz)	Power/ Potencia (W)	Current/ Intensi-dad (A)	Air Flow/ Volumen de Aire (m^3/h)	Air Throw/ Tiro de Aire (m)	Coil/ Bateria (W)	Drain Pan/ Bandeja (W)	Total (W)
HEC 3001 05 10D	300	1	1 ~ 230	80	0.4	1315	10	2 × 700	1 × 700	2100
HEC 3001 07 10D	300	1	1 ~ 230	80	0.4	1165	7	2 × 700	1 × 700	2100
HEC 3002 10 10D	300	2	1 ~ 230	160	0.8	2610	9	2 × 1030	1 × 1030	3090
HEC 3002 15 10D	300	2	1 ~ 230	160	0.8	2332	11	2 × 1030	1 × 1030	3090
HEC 3003 15 10D	300	3	1 ~ 230	240	1.2	3922	14	2 × 1700	1 × 1700	5100
HEC 3003 22 10D	300	3	1 ~ 230	240	1.2	3489	10	2 × 1700	1 × 1700	5100
HEC 3004 20 10D	300	4	1 ~ 230	320	1.6	5221	17	2 × 2000	1 × 2000	6000
HEC 3004 29 10D	300	4	1 ~ 230	320	1.6	4656	12	2 × 2000	1 × 2000	6000

COMPACT-CEILING AIR TYPE EVAPORATORS

HFC/HFO/(HCFC)*

EVAPORADORES COMPACTOS TIPO CUÑA

AVAILABLE OPTIONS FOR HEC SERIES:

Defrost options:
-Without defrost (air)
-D: Electrical defrost: standard model
- HG: hot gas
-W: water
- HGD: hot gas defrost for coil and electrical defrost for tray
- WD: water and electrical

Tube material options:
- Copper: standard models
- 1: Stainless steel AISI SUS304

Coil protection options:
- Aluminium fins: standard models
- Fins with GOLDFIN anti-corrosion high resistance coating.

Fan options:
- EC Fans

Casing options:
- White powder-coated painted aluminium: standard models
- 2: stainless steel AISI SUS304

Other options:
- Thermal protector for defrosting electrical heaters

OPCIONES DISPONIBLES PARA LA SERIE HEC:

Opciones de desescarche:
- Sin desescarche (aire)
- D: Desescarche eléctrico: modelo estándar
- HG: Gas caliente
- W: agua
- HGD: gas caliente en serpentín y eléctrico en bandeja
- WD: agua y eléctrico

Opciones material tubos:
- Cobre: modelo estándar
- 1: Acero inoxidable AISI SUS304

Opciones protección de serpentín:
- Aleta de aluminio: modelo estándar
- Aleta con tratamiento GOLDFIN con anticorrosión de alta resistencia.

Opciones ventiladores:
- Ventiladores EC

Opciones carcasa:
- Aluminio pintado al polvo blanco: modelos estándar
- 2: acero inoxidable AISI SUS304

Otras opciones:
- Protector térmico para resistencias de desercarche



HIGH EFFICIENCY COMPACT-CEILING AIR TYPE EVAPORATORS

EVAPORADORES COMPACTOS TIPO CUÑA DE ALTA EFICIENCIA

HIGH EFFICIENCY COMPACT-CEILING AIR TYPE EVAPORATORSEVAPORADORES EVAPORADORES COMPACTOS TIPO CUÑA DE ALTA EFICIENCIA

The HEJ range of compact-ceiling air type evaporators has been designed for use in low height commercial cold rooms for the preservation of fresh and frozen products.

The exchange coils used in the HEJ range are highly efficient with special profile aluminum fins and ø9.52 mm internally grooved copper tubes, with a reduced internal volume to reduce the necessary refrigerant charge, meeting the needs of the different international regulations for the reduction of gases with high greenhouse effect. They are supplied clean and tested under a pressure of 30 bar.

The HEJ range is subdivided into two series with different fin pitches depending on the chamber temperature:

- HEJ: For medium room temperatures (Rt >=-10ºC) with alternate fin pitch 3.2/6.4 mm and electric defrost.

- HEJ Plus: For low room temperatures (Rt >=-25ºC) with alternate fin pitch 4.5/9 mm and electric defrost.

HEJ SERIES EVAPORATOR EVAPORADORES SERIE HEJ

La gama de evaporadores tipo cuña HEJ ha sido diseñada para su uso en cámaras frigoríficas comerciales de poca altura para conservación de productos frescos y congelados.

Los baterías de intercambio utilizadas en la gama HEJ son de alta eficiencia con aletas de aluminio de perfil especial y tubos estriados interiormente ø9.52 mm, con un volumen interno reducido para disminuir la carga de refrigerante necesaria, cumpliendo las necesidades de las diferentes normativas internacionales para la disminución de los gases de elevado efecto invernadero. Se suministran limpias y probadas a una presión de 30 bar.

La gama HEJ se subdivide en dos series con diferentes pasos de aleta según la temperatura de la cámara:

- HEJ: Para medias temperaturas de cámara (Rt >=-10ºC) con paso de aleta alternado 3,2/6,4 mm y desescarche eléctrico.

- HEJ Plus: Para bajas temperaturas de cámara (Rt >=-25ºC) con paso de aleta alternado 4,5/9 mm y desescarche eléctrico.

The standard electric fans used in this range have the following characteristics:

-Single-phase 230V/1/50 Hz with shaded pole motor, ø200 mm, with grid and short nozzle. Operating temperature -30ºC to +40ºC.

White powder-coated aluminium casing with high resistance to corrosion and impacts.

In models with electric defrost, stainless steel electric heaters covered by aluminum tubes are used, located in the finned package and in the drip tray to avoid steam problems and make easy replacement.

The electrical parts are connected to an earth terminal, inside a connection box with access holes equipped with cable glands with IP 65 protection.

For performance at work points other than those in this catalog, use the “Unit Selector Hybrid HISPANIA” software.

For special applications and additional information consult our Technical Department.

Los motoventiladores eléctricos estándar utilizados en esta gama tienen las siguientes características:

-Monofásicos 230V/1/50 Hz con motor de polo sombreado, de ø200 mm, con rejilla y embocadura corta. Temperatura de funcionamiento -30ºC a +40ºC.

La carcasa de aluminio pintado en blanco al polvo electrostático con alta resistencia a la corrosión y a los impactos.

En los modelos con desescarche eléctrico se usan resistencias en acero inoxidable cubiertas por tubos de aluminio, situados en el paquete aleteado y en la bandeja de drenaje para evitar problemas de vapor y facilitar la sustitución.

Las partes eléctricas están conectadas a un terminal de tierra, dentro de una caja de conexiones con orificios de acceso equipados con prensaestopas con grado de protección IP 65.

Para rendimientos en puntos de trabajo distintos a los de este catálogo utilizar el software “Unit Selector Hybrid HISPANIA”.

Para aplicaciones especiales e informaciones adicionales consultar a nuestro Departamento Técnico.

HEJ Plus 1D S1 2 GF

- Fin materials (blank: aluminum, GF: golden fins) / Materiales de las aletas (en blanco: aluminio, GF: aletas doradas)
- Casing materials (blank: aluminum, 2: stainless steel) / Materiales de la carcasa (en blanco: aluminio, 2: acero inoxidable)
- Tube materials (blank: copper, 1: stainless steel) / Materiales del tubo (en blanco: cobre, 1: acero inoxidable)
- Defrost system (blank: air, D: electric, HG: hot gas, W: water, HGD: hot gas & electric, WD: water & electric) / Sistema de descongelación (en blanco: aire, D: eléctrico, HG: gas caliente, W: agua, HGD: gas caliente y eléctrico, WD: agua y electricidad)
- Fan number / Número de ventiladores
- Series / Serie

HIGH EFFICIENCY COMPACT-CEILING AIR TYPE EVAPORATORS

EVAPORADORES COMPACTOS TIPO CUÑA DE ALTA EFICIENCIA

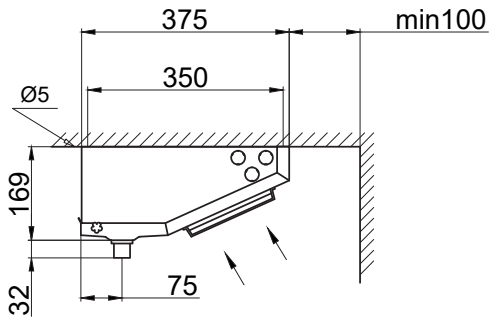

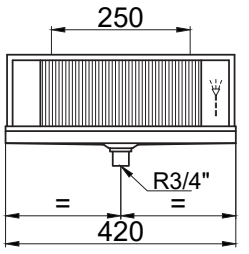

HEJ-1D

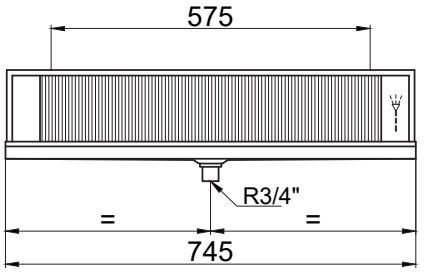

HEJ-2D

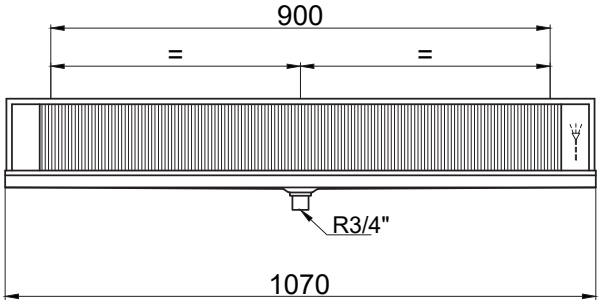

HEJ-3D

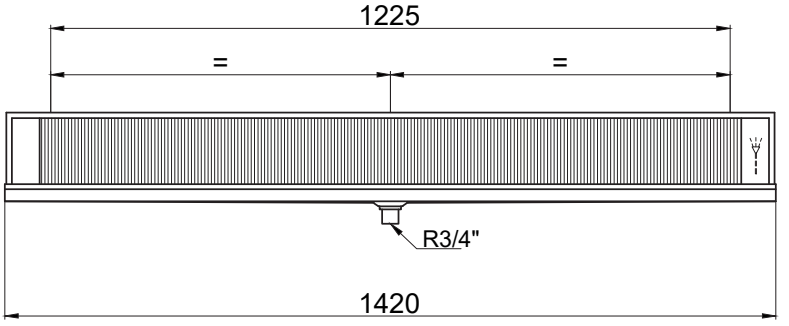

HEJ-4D

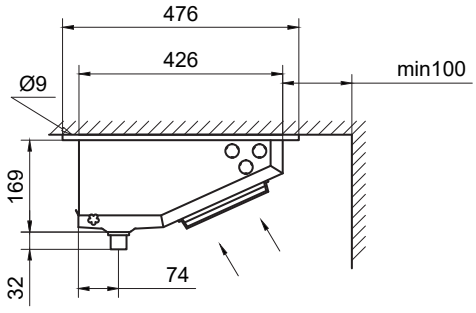

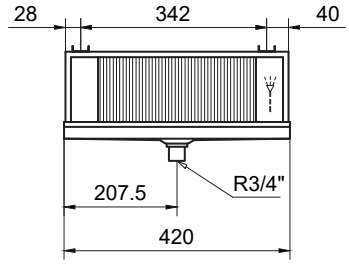

HEJ PLUS-1D

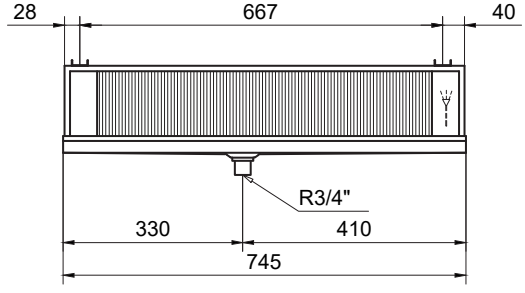

HEJ PLUS-2D

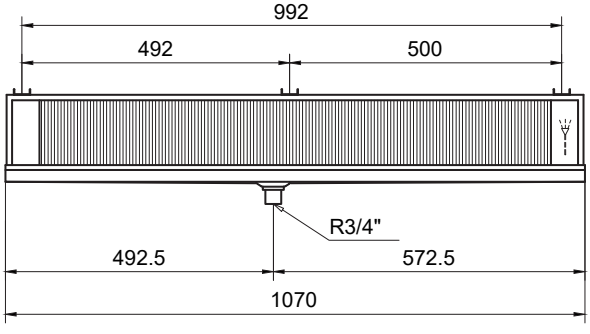

HEJ PLUS-3D

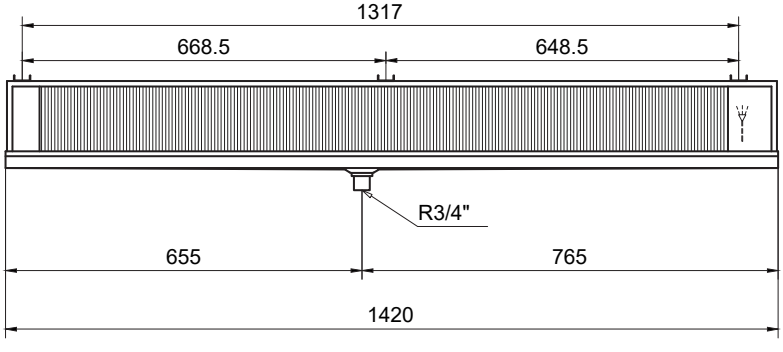

HEJ PLUS-4D

HIGH EFFICIENCY COMPACT-CEILING AIR TYPE EVAPORATORS

EVAPORADORES COMPACTOS TIPO CUÑA DE ALTA EFICIENCIA

FIN SPACING 3.2/6.4 mm, with electrical defrost. Rt>=-10ºC

SEPARACIÓN ALETAS 3.2/6.4 mm, con desescarche eléctrico. Rt>=-10ºC

Model / Modelo	Capacity / Capacidad R404A (kW)		Capacity / Capacidad R448A/R449A (kW)		Superficie/ Surface (m^2)	Tube Volume/ Volumen Interno (dm^3)	N.W/ Peso Neto (kg)	Connection/ Conexión	
	t_e= 0ºC	t_e= -8ºC	t_e= 0ºC	t_e= -8ºC				Inlet/ Entrada	Outlet/ Salida
	DT1=10K	DT1=8K	DT1=10K	DT1=8K					
HEJ-1D	1.15	0.79	1.19	0.82	2.9	0.6	5	1/2"	3/8"
HEJ-2D	2.38	1.63	2.39	1.61	5.7	1.2	9	1/2"	1/2"
HEJ-3D	3.56	2.46	3.63	2.52	8.6	1.8	12	1/2"	1/2"
HEJ-4D	4.80	3.32	4.85	3.34	11.5	2.5	16	1/2"	1/2"

Model/ Model	Axial Fans/ Ventilador con motor axial							Electric Defrost/ Desescarche Eléctrico	
	Diámetro Diameter (Φ mm)	Nº	Voltage/ Voltaje (V, 50Hz)	Power/ Potencia (W)	Current/ Intensi-dad (A)	Air Flow/ Volumen de Aire (m^3/h)	Air Throw/ Tiro de Aire (m)	Coil/ Bateria (W)	Total (W)
HEJ-1D	200	1	1 ~ 230	38	0.2	348	5	1 × 500	500
HEJ-2D	200	2	1 ~ 230	76	0.5	696	6	1 × 800	800
HEJ-3D	200	3	1 ~ 230	114	0.7	1043	7	1 × 1200	1200
HEJ-4D	200	4	1 ~ 230	152	0.9	1391	9	1 × 1500	1500

FIN SPACING 4.5/9 mm, with electrical defrost. Rt>=-25ºC
SEPARACIÓN ALETAS 4.5/9 mm, con desescarche eléctrico. Rt>=-25ºC

Model / Modelo	Capacity / Capacidad R404A (kW)		Capacity / Capacidad R448A/R449A (kW)		Superficie/ Surface (m²)	Tube Volume/ Volumen Interno (dm³)	N.W/ Peso Neto (kg)	Connection/ Conexión	
	t_e= -8ºC	t_e= -25ºC	t_e= -8ºC	t_e= -25ºC				Inlet/ Entrada	Outlet/ Salida
	DT1=8K	DT1=7K	DT1=8K	DT1=7K					
HEJ Plus-1D	0.86	0.59	0.89	0.61	2.1	0.6	5	1/2"	3/8"
HEJ Plus-2D	1.76	1.29	1.76	1.27	4.2	1.2	9	1/2"	1/2"
HEJ Plus-3D	2.67	1.86	2.73	1.92	6.4	1.8	13	1/2"	1/2"
HEJ Plus-4D	3.59	2.58	3.62	2.61	8.5	2.5	18	1/2"	1/2"

Model/ Model	Axial Fans/ Ventilador con motor axial							Electric Defrost/ Desescarche Eléctrico	
	Diámetro Diameter (Φ mm)	Nº	Voltage/ Voltaje (V, 50Hz)	Power/ Potencia (W)	Current/ Intensi-dad (A)	Air Flow/ Volumen de Aire (m³/h)	Air Throw/ Tiro de Aire (m)	Coil/ Bateria (W)	Total (W)
HEJ Plus-1D	254	1	1 ~ 230	73	0.5	498	12	1 × 500	500
HEJ Plus-2D	254	2	1 ~ 230	146	1.0	996	14	1 × 800	800
HEJ Plus-3D	254	3	1 ~ 230	219	1.5	1492	17	1 × 1200	1200
HEJ Plus-4D	254	4	1 ~ 230	292	2.0	1990	21	1 × 1500	1500

AVAILABLE OPTIONS FOR HEJ SERIES:

Defrost options:
-Without defrost (air)
-D: Electrical defrost: standard model

Tube material options:
- Copper: standard models
- 1: Stainless steel AISI SUS304

Coil protection options:
- Aluminium fins: standard models
- Fins with GOLDFIN anti-corrosion high resistance coating.

Fan options:
- EC Fans

Casing options:
- White powder-coated painted aluminium: standard models
- 2: stainless steel AISI SUS304

Other options:
- Thermal protector for defrosting electrical heaters

OPCIONES DISPONIBLES PARA LA SERIE HEJ:

Opciones de desescarche:
- Sin desescarche (aire)
- D: Desescarche eléctrico: modelo estándar

Opciones material tubos:
- Cobre: modelo estándar
- 1: Acero inoxidable AISI SUS304

Opciones protección de serpentín:
- Aleta de aluminio: modelo estándar
- Aleta con tratamiento GOLDFIN con anticorrosión de alta resistencia.

Opciones ventiladores:
- Ventiladores EC

Opciones carcasa:
- Aluminio pintado al polvo blanco: modelos estándar
- 2: acero inoxidable AISI SUS304

Otras opciones:
- Protector térmico para resistencias de desercarche



DUAL DISCHARGE CEILING AIR TYPE EVAPORATORS
EVAPORADORES TIPO TECHO

HFC/HFO/(HCFC)*

DUAL DISCHARGE CEILING AIR TYPE EVAPORATORS
EVAPORADORES TIPO TECHO

The HED range of compact-ceiling air type evaporators has been designed for use in low/medium height cold rooms for the preservation of fresh and frozen products and processing rooms as well.

The exchange coils used in the HED range are built with geometries of recognized high efficiency, with special profile aluminum fins and ø9.52 mm (HED 25XX) or ø12 mm (HED 35XX) internally grooved or ø15 mm (HEC 40XX and above) high quality copper tubes, with high heat transfer coefficient. They are supplied clean and tested under a pressure of 30 bar.

The HED range has models with different fin pitch depending on the temperature of the cold room/processing room:

For high temp. in the cold/processing room:
- HED 25XX XX 4.5X: with 4.5 mm pitch (Rt >=0ºC)
- HED 35XX XX 4X and above: with 4 mm pitch (Rt >=0ºC)

For medium temperatures in the cold room:
- HED 35XX XX 6X: with 6 mm pitch (Rt >=-18ºC)
- HED 40XX XX 7X and above: with 7 mm pitch (Rt >=-20ºC)

For low temperatures in the cold room:
- HED Plus 40XX XX 9X and above: with 9 mm pitch (Rt >=-35ºC)
- HED 40XX XX 10X and above: with 10 mm pitch (Rt >=-35ºC)

HED SERIES EVAPORATOR
EVAPORADORES SERIE HED

La gama de evaporadores tipo techo HED ha sido diseñada para su uso en cámaras frigoríficas de poca/media altura para conservación de productos frescos y congelados, así como salas de trabajo.

Las bobinas de intercambio utilizadas en la gama HED están construidas con geometrías de reconocida alta eficiencia, con aletas de aluminio de perfil especial y tubos de cobre de alta calidad de ø9,52 mm (HED 25XX) o ø12 mm (HED 35XX) ranurados internamente o de ø15 mm (HEC 40XX y superior), con alto coeficiente de transferencia de calor.

La gama HED dispone de modelos con diferentes pasos de aleta según la temperatura de la cámara/sala de trabajo:

Para altas temperaturas de cámara/sala:
- HED 25XX XX 4.5X: separación de 4,5 mm (Rt >=0ºC)
- HED 35XX XX 4X y mayores: separación de 4 mm (Rt >=0ºC)

Para medias temperaturas de cámara:
- HED 35XX XX 6X: separación de 6 mm (Rt >=-18ºC)
- HED 40XX XX 7X y mayores: separación de 7 mm (Rt >=-20ºC)

Para bajas temperaturas de cámara:
- HED Plus 40XX XX 9X y mayores: con separación de 9 mm (Rt >=-35ºC)
- HED 40XX XX 10X y mayores: con separación de 10 mm (Rt >=-35ºC)

HED & HED Plus SERIES EVAPORATOR
EVAPORADORES SERIE HED & HED Plus

The standard electric fans used in this range have the following characteristics:

-ø250, 350, 400 mm : Single-phase 230V/1/50 Hz with external rotor, with type K grid and nozzle (short mouth). Operating temperature -40ºC to +40ºC.

-ø450, 500, 630, 800 mm: three-phase 400V/3/50 Hz with external rotor, with type K grid and nozzle (short mouth). Operating temperature -40ºC to +40ºC.

White powder-coated aluminium casing with high resistance to corrosion and impacts.

In models with electric defrost, stainless steel electric heaters covered by aluminum tubes are used, located in the finned package and in the drip tray (depending on the model) to avoid steam problems and make easy replacement.

The electrical parts are connected to an earth terminal, inside a connection box with access holes equipped with cable glands with IP 65 protection.

For performance at work points other than those in this catalog, use the “Unit Selector Hybrid HISPANIA” software.

For special applications and additional information consult our Technical Department.

Los motoventiladores eléctricos estándar utilizados en esta gama tienen las siguientes características:

-ø250, 350, 400 mm : monofásicos 230V/1/50 Hz de rotor externo, con rejilla y bafle tipo K (embocadura corta). Temperatura de funcionamiento -40ºC a +40ºC.

-ø450, 500, 630, 800 mm: trifásicos 400V/3/50 Hz de rotor externo, con bafle y rejilla tipo K (embocadura corta). Temperatura de funcionamiento -40ºC a +40ºC.

La carcasa de aluminio pintado en blanco al polvo electrostático con alta resistencia a la corrosión y a los impactos.

En los modelos con desescarche eléctrico se usan resistencias en acero inoxidable cubiertas por tubos de aluminio, situados en el paquete aleteado y en la bandeja de drenaje (según modelo) para evitar problemas de vapor y facilitar la sustitución.

Las partes eléctricas están conectadas a un terminal de tierra, dentro de una caja de conexiones con orificios de acceso equipados con prensaestopas con grado de protección IP 65.

Para rendimientos en puntos de trabajo distintos a los de este catálogo utilizar el software “Unit Selector Hybrid HISPANIA”.

Para aplicaciones especiales e informaciones adicionales consultar a nuestro Departamento Técnico.

HED 4502 82 7D S1 2 3

- Fin materials (blank: aluminum, 3: stainless steel, GF: golden fins) / Materiales de las aletas (en blanco: aluminio, 3: acero inoxidable, GF: aletas doradas)
- Casing materials (blank: aluminum, 2: stainless steel) / Materiales de la carcasa (en blanco: aluminio, 2: acero inoxidable)
- Tube materials (blank: copper, 1: stainless steel) / Materiales del tubo (en blanco: cobre, 1: acero inoxidable)
- Defrost system (blank: air, D: electric, HG: hot gas, W: water, HGD: hot gas & electric, WD: water & electric) / Sistema de descongelación (en blanco: aire, D: eléctrico, HG: gas caliente, W: agua, HGD: gas caliente y eléctrico, WD: agua y electricidad)
- Fin spacing (mm) / Espacio entre aletas
- Surface (m^2) / Superficie
- Fan number / Número de ventiladores
- Fan ø (mm) / Ventilador ø (mm)
- Series / Serie

DUAL DISCHARGE CEILING AIR TYPE EVAPORATORS
EVAPORADORES TIPO TECHO

HFC/HFO/(HCFC)*

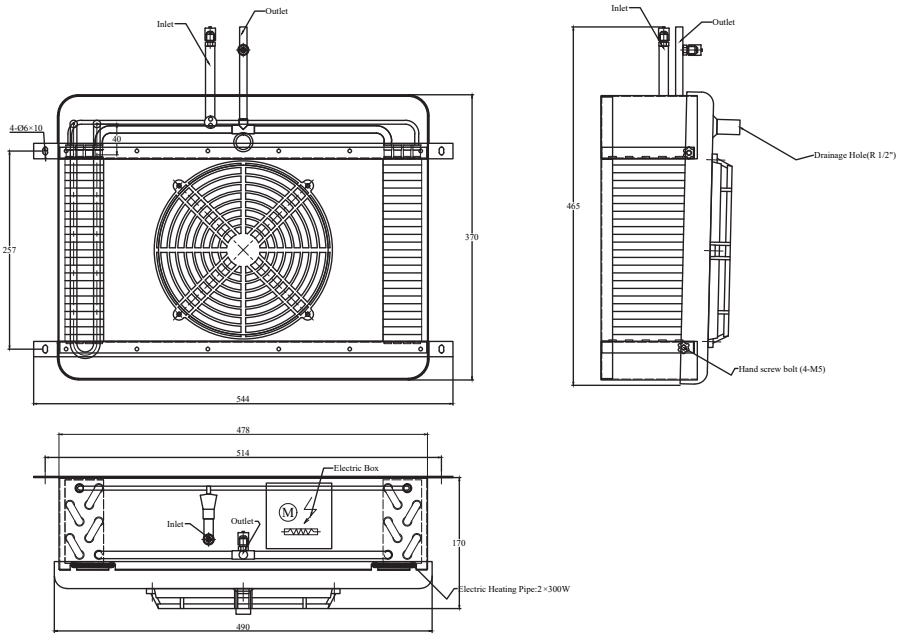

HED 200

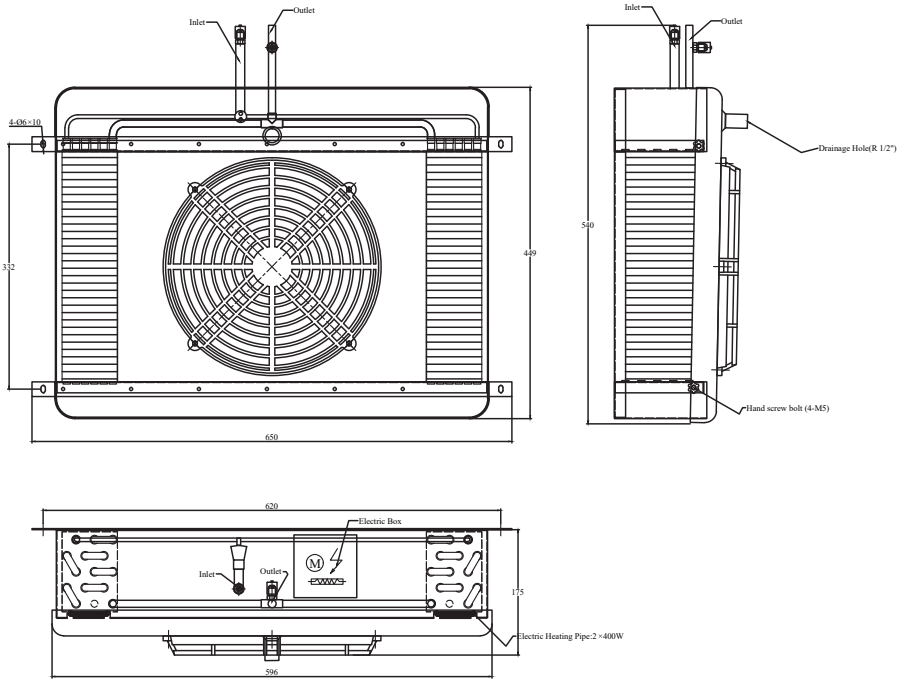

HED 250

HED & HED Plus SERIES EVAPORATOR
EVAPORADORES SERIE HED & HED Plus

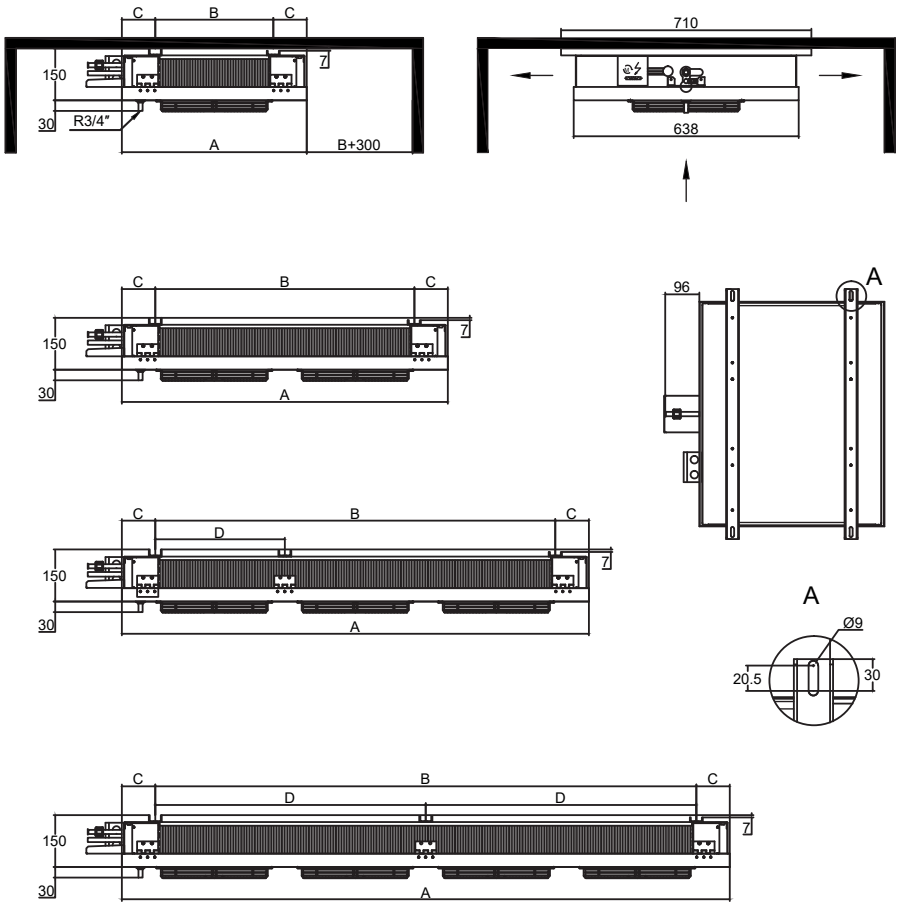

Model / Model	Dimensions / Dimensiones (mm)			
	A	B	C	D
HED 2501...	530	335	95	
HED 2502...	930	735	95	
HED 2503...	1330	1135	95	367.5
HED 2504...	1730	1535	95	367.5

DUAL DISCHARGE CEILING AIR TYPE EVAPORATORS
EVAPORADORES TIPO TECHO

HFC/HFO/(HCFC)*

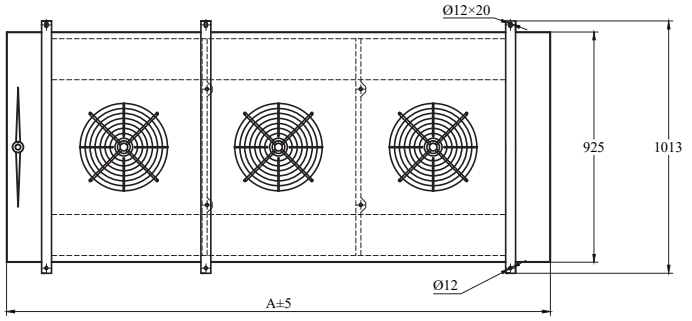

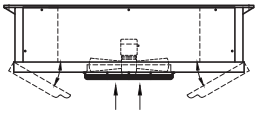

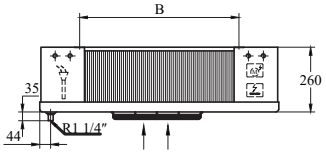

HED/D 3501

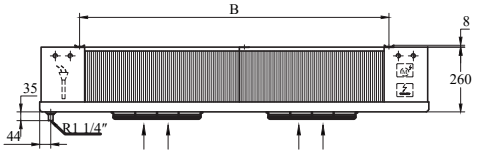

HED/D 3502

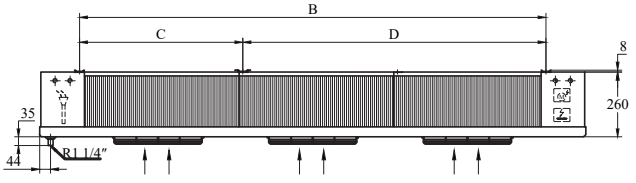

HED/D 3503

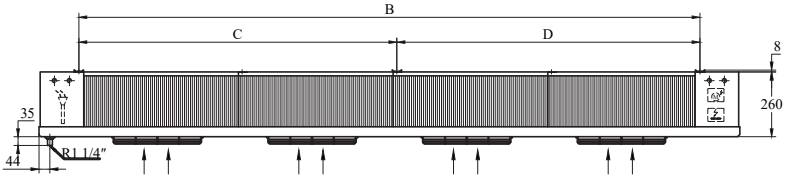

HED/D 3504

Model / Model	Dimensions / Dimensiones (mm)			
	A	B	C	D
HED 3501...	963	640		
HED 3502...	1565	1242		
HED 3503...	2167	1844	640	1204
HED 3504...	2769	2446	1242	1204

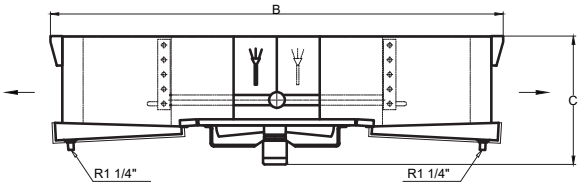

HED/D 400、450、500

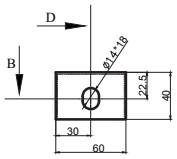

HED/D 630

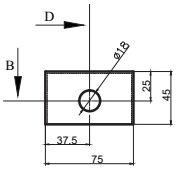

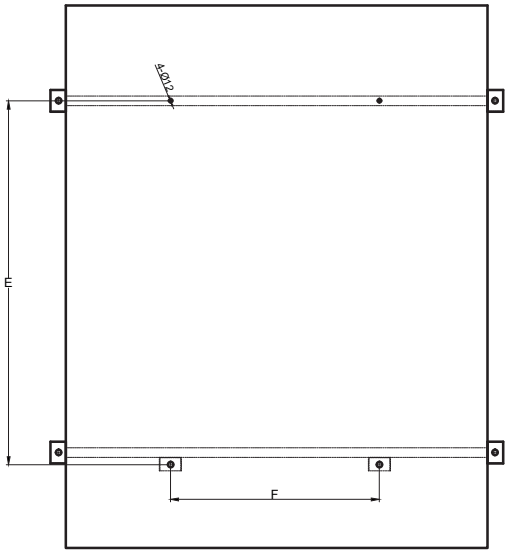

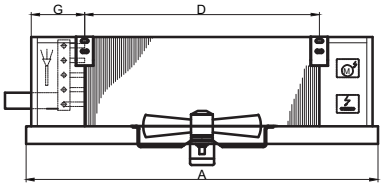

HED/D
4001/4501/5001/6301

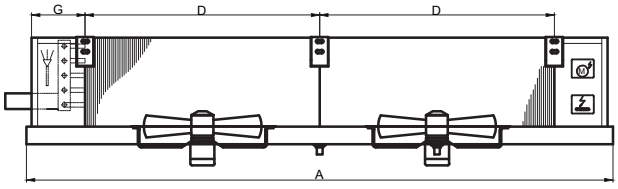

HED/D
4002/4502/5002/6302

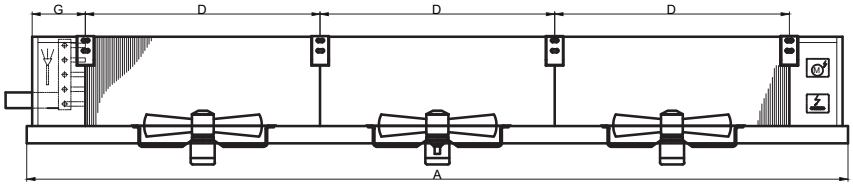

HED/D
4003/4503/5003/6303

DUAL DISCHARGE CEILING AIR TYPE EVAPORATORS
EVAPORADORES TIPO TECHO

HFC/HFO/(HCFC)*

Model / Model	Dimensions / Dimensiones (mm)						
	A	B	C	D	E	F	G
HED 4001...	1000	1555	435	600	655	565	190
HED 4002...	1600	1555	435	600	1255	565	190
HED 4003...	2280	1555	435	600	1855	565	230
HED 4501...	1200	1555	450	800	855	565	190
HED 4502...	2000	1555	450	800	1655	565	190
HED 4503...	2880	1555	450	800	2455	565	230
HED 5001...	1480	1555	450	1000	1055	565	230
HED 5002...	2480	1555	450	1000	2055	565	230
HED 5003...	3520	1555	450	1000	3055	565	250
HED 6301...	1850	1935	450	1200	1255	745	315
HED 6302...	3050	1935	450	1200	2455	745	315
HED 6303...	4250	1935	450	1200	3655	745	315
*HED 6301...	1850	1935	550	1200	1255	745	315
*HED 6302...	3050	1935	550	1200	2455	745	315
*HED 6303...	4250	1935	550	1200	3655	745	315

Dimensions for models with *.

Dimensiones para modelos con *.

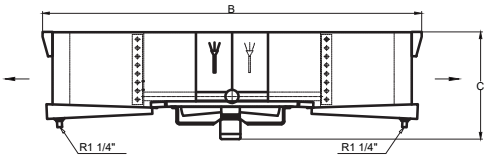

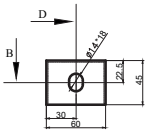

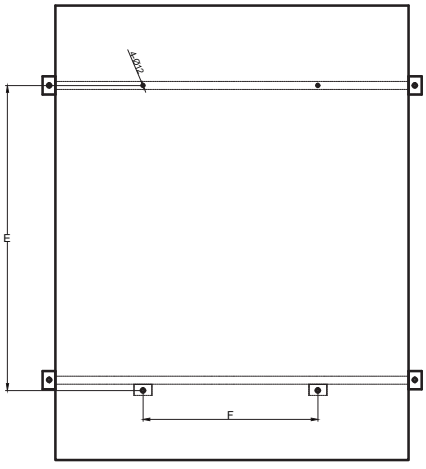

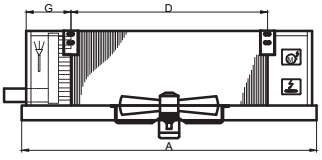

HED/D PLUS
4001/4501/5001/6301/8001

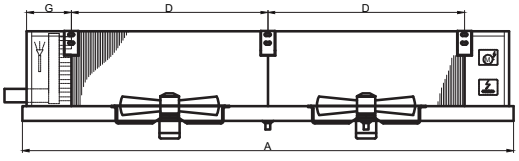

HED/D PLUS
4002/4502/5002/6302/8002

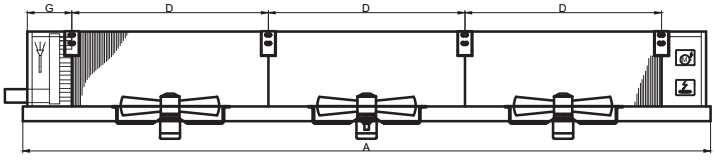

HED/D PLUS
4003/4503/5003/6303/8003

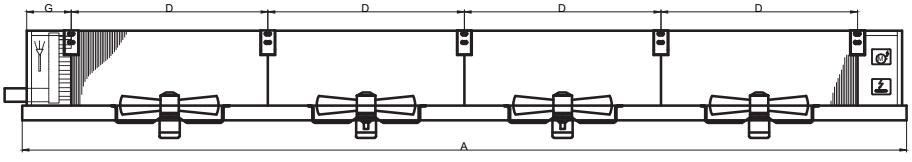

HED/D PLUS
4004/4504/5004/6304

DUAL DISCHARGE CEILING AIR TYPE EVAPORATORS
EVAPORADORES TIPO TECHO

HFC/HFO/(HCFC)*

Model / Model	Dimensions / Dimensiones (mm)						
	A	B	C	D	E	F	G
HED Plus 4001...	1000	1390	415	600	655	565	190
HED Plus 4002...	1640	1390	415	600	1255	565	210
HED Plus 4003...	2280	1390	415	600	1855	565	230
HED Plus 4004...	2880	1390	415	600	2455	565	230
HED Plus 4501...	1200	1390	430	800	855	565	190
HED Plus 4502...	2040	1390	430	800	1655	565	210
HED Plus 4503...	2880	1390	430	800	2455	565	230
HED Plus 4504...	3680	1390	430	800	3255	565	230
HED Plus 5001...	1480	1530	430	1000	1055	565	230
HED Plus 5002...	2480	1530	430	1000	2055	565	230
HED Plus 5003...	3520	1530	430	1000	3055	565	250
HED Plus 5004...	4520	1530	430	1000	4055	565	250
HED Plus 6301...	1850	1705	570	1200	1255	745	315
HED Plus 6302...	3050	1705	570	1200	2455	745	315
HED Plus 6303...	4350	1705	570	1200	3655	745	365
HED Plus 6304...	5550	1705	570	1200	4855	745	365
HED Plus 8001...	2050	2020	750	1400	1455	1060	315
HED Plus 8002...	3450	2020	750	1400	2855	1060	315
HED Plus 8003...	4850	2020	750	1400	4255	1060	315

FIN SPACING 4 mm, with electrical defrost. Rt>=0ºC
SEPARACIÓN ALETAS 4 mm, con desescarche eléctrico. Rt>=0ºC

Model / Modelo	Capacity / Capacidad R404A (kW)		Capacity / Capacidad R448A/R449A (kW)		Superficie/ Surface (m²)	Tube Volume/ Volumen Interno (dm³)	N.W/ Peso Neto (kg)	Connection/ Conexión (ø mm)	
	t_e= -8ºC	t_e= -25ºC	t_e= -8ºC	t_e= -25ºC				Inlet/ Entrada	Outlet/ Salida
	DT1=8K	DT1=7K	DT1=8K	DT1=7K					
HED 2001 1.3 4D	0.31	0.26	0.29	0.24	1.5	0.4	5	6	9
HED 2001 1.9 4D	0.43	0.33	0.4	0.32	2.3	0.5	6	6	9
HED 2501 2.5 4D	0.71	0.52	0.67	0.51	3	0.7	8	6	9
HED 2501 3.3 4D	0.77	0.57	0.74	0.55	4	0.9	9	6	9

Model/ Model	Axial Fans/ Ventilador con motor axial							Electric Defrost/ Desescarche Eléctrico	
	Diámetro Diameter (Φ mm)	Nº	Voltage/ Voltaje (V, 50Hz)	Power/ Potencia (W)	Current/ Intensi-dad (A)	Air Flow/ Volumen de Aire (m³/h)	Air Throw/ Tiro de Aire (m)	Coil/ Bateria (W)	Total (W)
HED 2001 1.3 4D	200	1	1 ~ 230	38	0.23	227	2 × 2	2 × 300	600
HED 2001 1.9 4D	200	1	1 ~ 230	38	0.23	193	2 × 2	2 × 300	600
HED 2501 2.5 4D	250	1	1 ~ 230	73	0.5	309	2 × 3	2 × 400	800
HED 2501 3.3 4D	250	1	1 ~ 230	73	0.5	270	2 × 3	2 × 400	800

DUAL DISCHARGE CEILING AIR TYPE EVAPORATORS
EVAPORADORES TIPO TECHO

FIN SPACING 4.5 mm, with electrical defrost. Rt>=0ºC
SEPARACIÓN ALETAS 4.5 mm, con desescarche eléctrico. Rt>=0ºC

Model / Modelo	Capacity / Capacidad R404A (kW)		Capacity / Capacidad R448A/R449A (kW)		Superficie/ Surface (m^2)	Tube Volume/ Volumen Interno (dm^3)	N.W/ Peso Neto (kg)	Connection/ Conexión (ø mm)	
	t_e= 0ºC	t_e= -8ºC	t_e= 0ºC	t_e= -8ºC				Inlet/ Entrada	Outlet/ Salida
	DT1=10K	DT1=8K	DT1=10K	DT1=8K					
HED 2501 04 4.5D	1.77	1.21	1.80	1.22	3.6	1.0	10	12	12
HED 2502 08 4.5D	3.97	2.70	4.02	2.72	8.2	2.2	18	12	12
HED 2503 12 4.5D	6.14	4.16	6.21	4.21	12.8	3.4	26	12	19
HED 2504 16 4.5D	8.30	5.63	8.40	5.70	17.4	4.6	34	12	22

Model/ Model	Axial Fans/ Ventilador con motor axial							Electric Defrost/ Desescarche Eléctrico	
	Diámetro Diameter (Φ mm)	Nº	Voltage/ Voltaje (V, 50Hz)	Power/ Potencia (W)	Current/ Intensi-dad (A)	Air Flow/ Volumen de Aire (m^3/h)	Air Throw/ Tiro de Aire (m)	Coil/ Bateria (W)	Total (W)
HED 2501 04 4.5D	250	1	1 ~ 230	50	0.2	738	2 × 2	2 × 400	800
HED 2502 08 4.5D	250	2	1 ~ 230	100	0.5	1577	2 × 2	2 × 825	1650
HED 2503 12 4.5D	250	3	1 ~ 230	150	0.7	2407	2 × 3	2 × 1250	2500
HED 2504 16 4.5D	250	4	1 ~ 230	200	0.9	3235	2 × 3	2 × 1575	3150

FIN SPACING 4 mm, with electrical defrost. Rt>=0ºC
SEPARACIÓN ALETAS 4 mm, con desescarche eléctrico. Rt>=0ºC

Model / Modelo	Capacity / Capacidad R404A (kW)		Capacity / Capacidad R448A/R449A (kW)		Superficie/ Surface (m²)	Tube Volume/ Volumen Interno (dm³)	N.W/ Peso Neto (kg)	Connection/ Conexión (ø mm)	
	t_e= 0ºC	t_e= -8ºC	t_e= 0ºC	t_e= -8ºC				Inlet/ Entrada	Outlet/ Salida
	DT1=10K	DT1=8K	DT1=10K	DT1=8K					
HED 3501 16 4LD	3.71	2.62	3.80	2.69	17.0	2.9	30	12	22
HED 3501 16 4ND	4.86	3.34	5.07	3.49	17.0	2.9	30	12	22
HED 3502 31 4LD	7.53	5.32	7.69	5.45	34.1	5.7	50	12	22
HED 3502 31 4ND	9.94	6.84	10.32	7.10	34.1	5.7	50	12	22
HED 3503 47 4LD	11.35	8.03	11.59	8.20	51.2	8.6	70	12	28
HED 3503 47 4ND	15.03	10.33	15.56	10.70	51.2	8.6	70	12	28
HED 3504 62 4LD	15.17	10.73	15.48	10.96	68.3	11.5	89	15	28
HED 3504 62 4ND	20.12	13.83	20.81	14.31	68.3	11.5	89	15	28

Model/ Model	Axial Fans/ Ventilador con motor axial							Electric Defrost/ Desescarche Eléctrico	
	Diámetro Diameter (Φ mm)	Nº	Voltage/ Voltaje (V, 50Hz)	Power/ Potencia (W)	Current/ Intensi-dad (A)	Air Flow/ Volumen de Aire (m³/h)	Air Throw/ Tiro de Aire (m)	Coil/ Bateria (W)	Total (W)
HED 3501 16 4LD	350	1	1 ~ 230	94	0.4	1181	2 × 6	2 × 750	1500
HED 3501 16 4ND	350	1	1 ~ 230	150	0.7	1853	2 × 9	2 × 750	1500
HED 3502 31 4LD	350	2	1 ~ 230	188	0.9	2365	2 × 7	2 × 1250	2500
HED 3502 31 4ND	350	2	1 ~ 230	300	1.5	3705	2 × 10	2 × 1250	2500
HED 3503 47 4LD	350	3	1 ~ 230	282	1.3	3549	2 × 8	2 × 1750	3500
HED 3503 47 4ND	350	3	1 ~ 230	450	2.2	5558	2 × 11	2 × 1750	3500
HED 3504 62 4LD	350	4	1 ~ 230	376	1.7	4732	2 × 9	2 × 2650	5300
HED 3504 62 4ND	350	4	1 ~ 230	600	2.9	7411	2 × 12	2 × 2650	5300

DUAL DISCHARGE CEILING AIR TYPE EVAPORATORS
EVAPORADORES TIPO TECHO

FIN SPACING 6 mm, with electrical defrost. Rt>=-18ºC
SEPARACIÓN ALETAS 6 mm, con desescarche eléctrico. Rt>=-18ºC

Model / Modelo	Capacity / Capacidad R404A (kW)		Capacity / Capacidad R448A/R449A (kW)		Superficie/ Surface (m^2)	Tube Volume/ Volumen Interno (dm^3)	N.W/ Peso Neto (kg)	Connection/ Conexión (ø mm)	
	t_e= -8ºC	t_e= -25ºC	t_e= -8ºC	t_e= -25ºC				Inlet/ Entrada	Outlet/ Salida
	DT1=8K	DT1=7K	DT1=8K	DT1=7K					
HED 3501 11 6LD	2.32	1.66	2.37	1.68	11.7	2.9	29	12	22
HED 3501 11 6ND	2.87	1.96	2.96	2.07	11.7	2.9	29	12	22
HED 3502 22 6LD	4.70	3.39	4.79	3.42	23.5	5.7	48	12	22
HED 3502 22 6ND	5.84	4.04	6.00	4.24	23.5	5.7	48	12	22
HED 3503 32 6LD	7.08	5.13	7.21	5.16	35.2	8.6	68	15	28
HED 3503 32 6ND	8.81	6.13	9.04	6.41	35.2	8.6	68	15	28
HED 3504 43 6LD	9.47	6.86	9.64	6.90	47.0	11.5	87	15	28
HED 3504 43 6ND	11.78	8.22	12.07	8.58	47.0	11.5	87	15	28

Model/ Model	Axial Fans/ Ventilador con motor axial							Electric Defrost/ Desescarche Eléctrico	
	Diámetro Diameter (Φ mm)	Nº	Voltage/ Voltaje (V, 50Hz)	Power/ Potencia (W)	Current/ Intensi-dad (A)	Air Flow/ Volumen de Aire (m^3/h)	Air Throw/ Tiro de Aire (m)	Coil/ Bateria (W)	Total (W)
HED 3501 11 6LD	350	1	1 ~ 230	94	0.4	1276	2 × 6	2 × 750	1500
HED 3501 11 6ND	350	1	1 ~ 230	150	0.7	1883	2 × 9	2 × 750	1500
HED 3502 22 6LD	350	2	1 ~ 230	188	0.9	2554	2 × 7	2 × 1250	2500
HED 3502 22 6ND	350	2	1 ~ 230	300	1.5	3766	2 × 10	2 × 1250	2500
HED 3503 32 6LD	350	3	1 ~ 230	282	1.3	3832	2 × 8	2 × 1750	3500
HED 3503 32 6ND	350	3	1 ~ 230	450	2.2	5650	2 × 11	2 × 1750	3500
HED 3504 43 6LD	350	4	1 ~ 230	376	1.7	5110	2 × 9	2 × 2650	5300
HED 3504 43 6ND	350	4	1 ~ 230	600	2.9	7533	2 × 12	2 × 2650	5300

FIN SPACING 4 mm, with electrical defrost. Rt>=0ºC
SEPARACIÓN ALETAS 4 mm, con desescarche eléctrico. Rt>=0ºC

Model / Modelo	Capacity / Capacidad R404A (kW)		Capacity / Capacidad R448A/R449A (kW)		Superficie/ Surface (m²)	Tube Volume/ Volumen Interno (dm³)	N.W/ Peso Neto (kg)	Connection/ Conexión (ø mm)	
	t_e= 0ºC	t_e= -8ºC	t_e= 0ºC	t_e= -8ºC				Inlet/ Entrada	Outlet/ Salida
	DT1=10K	DT1=8K	DT1=10K	DT1=8K					
HED 4001 36 4D	6.61	4.56	6.68	4.59	34.8	4.5	79	12	22
HED 4002 72 4D	13.36	9.22	13.46	9.25	69.6	9.0	127	15	35
HED 4003 108 4D	20.10	13.88	20.24	13.91	104.4	13.5	168	22	54
HED 4501 48 4D	8.92	6.17	9.25	6.39	46.4	6.0	88	15	22
HED 4502 96 4D	18.39	12.74	18.41	12.69	92.8	12.0	146	15	42
HED 4503 144 4D	27.80	19.24	28.00	19.29	139.2	18.0	200	22	54
HED 5001 90 4D	16.48	11.41	16.93	11.69	87.0	11.2	126	15	35
HED 5002 180 4D	33.30	23.11	33.21	22.91	174.1	22.5	215	22	54
HED 5003 270 4D	50.18	34.78	51.31	35.46	261.1	33.7	295	28	67
HED 6301 144 4D	25.86	18.06	26.69	18.61	139.2	18.0	191	22	54
HED 6302 288 4D	52.28	36.53	53.79	37.53	278.5	36.0	334	28	67
HED 6303 432 4D	77.02	53.78	80.10	55.91	417.7	54.0	497	35	76

Model/ Model	Axial Fans/ Ventilador con motor axial							Electric Defrost/ Desescarche Eléctrico		
	Diámetro Diameter (Φ mm)	Nº	Voltage/ Voltaje (V, 50Hz)	Power/ Potencia (W)	Current/ Intensi-dad (A)	Air Flow/ Volumen de Aire (m³/h)	Air Throw/ Tiro de Aire (m)	Coil/ Bateria (W)	Drain Pan/ Bandeja (W)	Total (W)
HED 4001 36 4D	400	1	1 ~ 230	177	0.3	3169	2 × 5	4 × 700	2 × 700	4200
HED 4002 72 4D	400	2	1 ~ 230	354	0.6	6337	2 × 7	4 × 1510	2 × 1510	9060
HED 4003 108 4D	400	3	1 ~ 230	531	0.9	9506	2 × 8	4 × 1700	2 × 1700	10200
HED 4501 48 4D	450	1	3 ~ 400	350	1.1	4623	2 × 7	4 × 850	2 × 850	5100
HED 4502 96 4D	450	2	3 ~ 400	700	2.2	9256	2 × 9	4 × 1800	2 × 1800	10800
HED 4503 144 4D	450	3	3 ~ 400	1050	3.3	13878	2 × 11	4 × 2740	2 × 2740	16440
HED 5001 90 4D	500	1	3 ~ 400	577	1.4	6629	2 × 9	4 × 1280	4 × 1280	10240
HED 5002 180 4D	500	2	3 ~ 400	1154	2.8	13271	2 × 10	4 × 2320	4 × 2320	18560
HED 5003 270 4D	500	3	3 ~ 400	1731	4.1	19885	2 × 13	4 × 3200	4 × 3200	25600
HED 6301 144 4D	630	1	3 ~ 400	1118	2.3	9402	2 × 9	6 × 1510	4 × 1510	15100
HED 6302 288 4D	630	2	3 ~ 400	2236	4.5	18803	2 × 11	6 × 2740	4 × 2740	27400
HED 6303 432 4D	630	3	3 ~ 400	3354	6.8	28194	2 × 13	6 × 3800	4 × 3800	38000

DUAL DISCHARGE CEILING AIR TYPE EVAPORATORS
EVAPORADORES TIPO TECHO

FIN SPACING 7 mm, with electrical defrost. Rt>=-20ºC
SEPARACIÓN ALETAS 7 mm, con desescarche eléctrico. Rt>=-20ºC

Model / Modelo	Capacity / Capacidad R404A (kW)		Capacity / Capacidad R448A/R449A (kW)		Superficie/ Surface (m^2)	Tube Volume/ Volumen Interno (dm^3)	N.W/ Peso Neto (kg)	Connection/ Conexión (ø mm)	
	t_e= -8ºC	t_e= -25ºC	t_e= -8ºC	t_e= -25ºC				Inlet/ Entrada	Outlet/ Salida
	DT1=8K	DT1=7K	DT1=8K	DT1=7K					
HED 4001 31 7D	4.76	3.47	4.89	3.66	30.7	6.7	82	15	22
HED 4002 62 7D	9.68	7.14	9.90	7.48	61.4	13.5	132	15	35
HED 4003 93 7D	14.60	10.81	14.90	11.30	92.1	20.2	176	22	54
HED 4501 41 7D	6.19	4.20	6.57	4.60	40.9	9.0	92	15	35
HED 4502 82 7D	13.53	10.32	13.71	10.73	81.9	18.0	154	22	42
HED 4503 123 7D	20.04	16.18	19.28	15.53	122.8	27.0	211	22	54
HED 5001 51 7D	9.27	7.16	9.40	7.43	51.2	11.2	117	15	35
HED 5002 103 7D	18.02	15.09	16.50	13.93	102.4	22.5	198	22	54
HED 5003 155 7D	28.12	21.89	28.42	22.62	153.6	33.7	270	28	67
HED 6301 82 7D	15.32	11.65	15.64	12.23	81.9	18.0	177	22	54
*HED 6301 103 7D	18.93	14.36	19.25	14.96	109.2	24.0	189	22	54
HED 6302 165 7D	30.91	23.67	31.48	24.74	163.8	36.0	307	28	67
*HED 6302 206 7D	38.14	29.10	38.69	30.21	218.4	48.0	331	28	67
HED 6303 247 7D	46.10	34.28	47.43	36.31	245.7	54.0	456	35	76
*HED 6303 309 7D	53.69	36.68	56.75	40.21	327.6	72.0	492	35	76

Model/ Model	Axial Fans/ Ventilador con motor axial							Electric Defrost/ Desescarche Eléctrico		
	Diámetro Diameter (Φ mm)	Nº	Voltage/ Voltaje (V, 50Hz)	Power/ Potencia (W)	Current/ Intensi-dad (A)	Air Flow/ Volumen de Aire (m^3/h)	Air Throw/ Tiro de Aire (m)	Coil/ Bateria (W)	Drain Pan/ Bandeja (W)	Total (W)
HED 4001 31 7D	400	1	1 ~ 230	177	0.3	3123	2 × 6	4 × 700	4 × 700	5600
HED 4002 62 7D	400	2	1 ~ 230	354	0.6	6245	2 × 7	4 × 1510	4 × 1510	12080
HED 4003 93 7D	400	3	1 ~ 230	531	0.9	9368	2 × 8	4 × 1700	4 × 1700	13600
HED 4501 41 7D	450	1	3 ~ 400	350	1.1	4519	2 × 8	4 × 850	4 × 850	6800
HED 4502 82 7D	450	2	3 ~ 400	700	2.2	9045	2 × 9	4 × 1800	4 × 1800	14400
HED 4503 123 7D	450	3	3 ~ 400	1050	3.3	13579	2 × 11	4 × 2740	4 × 2740	21920
HED 5001 51 7D	500	1	3 ~ 400	577	1.4	7074	2 × 9	4 × 1280	4 × 1280	10240
HED 5002 103 7D	500	2	3 ~ 400	1154	2.8	14167	2 × 11	4 × 2320	4 × 2320	18560
HED 5003 155 7D	500	3	3 ~ 400	1731	4.1	21220	2 × 13	4 × 3200	4 × 3200	25600
HED 6301 82 7D	630	1	3 ~ 400	1118	2.3	10395	2 × 10	6 × 1510	4 × 1510	15100
*HED 6301 103 7D	630	1	3 ~ 400	1118	2.3	11634	2 × 9	8 × 1510	4 × 1510	18120
HED 6302 165 7D	630	2	3 ~ 400	2236	4.5	20790	2 × 12	6 × 2740	4 × 2740	27400
*HED 6302 206 7D	630	2	3 ~ 400	2236	4.5	23266	2 × 11	8 × 2740	4 × 2740	32880
HED 6303 247 7D	630	3	3 ~ 400	3354	6.8	31171	2 × 14	6 × 3800	4 × 3800	38000
*HED 6303 309 7D	630	3	3 ~ 400	3354	6.8	34870	2 × 13	8 × 3800	4 × 3800	45600

FIN SPACING 10 mm, with electrical defrost. Rt>=-35ºC
SEPARACIÓN ALETAS 10 mm, con desescarche eléctrico. Rt>=-35ºC

Model / Modelo	Capacity / Capacidad R404A (kW)		Capacity / Capacidad R448A/R449A (kW)		Superficie/ Surface (m²)	Tube Volume/ Volumen Interno (dm³)	N.W/ Peso Neto (kg)	Connection/ Conexión (ø mm)	
	t_e= -8ºC	t_e= -25ºC	t_e= -8ºC	t_e= -25ºC				Inlet/ Entrada	Outlet/ Salida
	DT1=8K	DT1=7K	DT1=8K	DT1=7K					
HED 4001 22 10D	4.12	3.06	4.20	3.17	22.1	6.7	80	15	22
HED 4002 43 10D	8.36	6.26	8.49	6.45	44.2	13.5	129	15	35
HED 4003 65 10D	12.59	9.47	12.77	9.73	66.3	20.2	171	22	54
HED 4501 29 10D	5.52	3.82	5.80	4.14	29.5	9.0	89	15	35
HED 4502 58 10D	11.66	9.00	11.76	9.07	59.0	18.0	149	22	42
HED 4503 86 10D	17.02	13.73	15.65	12.82	88.4	27.0	204	22	54
HED 5001 36 10D	7.96	6.23	8.03	6.31	36.8	11.2	114	15	35
HED 5002 72 10D	15.05	12.39	13.12	11.33	73.7	22.5	192	22	54
HED 5003 108 10D	24.08	18.97	24.24	19.14	110.5	33.7	261	28	67
HED 6301 58 10D	13.47	10.42	13.67	10.87	59.0	18.0	172	22	54
*HED 6301 72 10D	16.55	12.74	16.75	13.06	78.6	24.0	184	22	54
HED 6302 115 10D	27.12	21.09	27.48	21.83	117.9	36.0	298	28	67
*HED 6302 144 10D	33.30	25.76	33.64	26.31	157.2	48.0	320	28	67
HED 6303 173 10D	40.74	30.83	41.63	32.31	176.9	54.0	442	35	76
*HED 6303 216 10D	48.28	33.75	50.52	36.47	235.8	72.0	475	35	76

Model/ Model	Axial Fans/ Ventilador con motor axial							Electric Defrost/ Desescarche Eléctrico		
	Diámetro Diameter (Φ mm)	Nº	Voltage/ Voltaje (V, 50Hz)	Power/ Potencia (W)	Current/ Intensi-dad (A)	Air Flow/ Volumen de Aire (m³/h)	Air Throw/ Tiro de Aire (m)	Coil/ Bateria (W)	Drain Pan/ Bandeja (W)	Total (W)
HED 4001 22 10D	400	1	1 ~ 230	177	0.3	3201	2 × 6	4 × 700	4 × 700	5600
HED 4002 43 10D	400	2	1 ~ 230	354	0.6	6401	2 × 7	4 × 1510	4 × 1510	12080
HED 4003 65 10D	400	3	1 ~ 230	531	0.9	9601	2 × 8	4 × 1700	4 × 1700	13600
HED 4501 29 10D	450	1	3 ~ 400	350	1.1	4698	2 × 8	4 × 850	4 × 850	6800
HED 4502 58 10D	450	2	3 ~ 400	700	2.2	9403	2 × 9	4 × 1800	4 × 1800	14400
HED 4503 86 10D	450	3	3 ~ 400	1050	3.3	14116	2 × 11	4 × 2740	4 × 2740	21920
HED 5001 36 10D	500	1	3 ~ 400	577	1.4	7319	2 × 8	4 × 1280	4 × 1280	10240
HED 5002 72 10D	500	2	3 ~ 400	1154	2.8	14662	2 × 10	4 × 2320	4 × 2320	18560
HED 5003 108 10D	500	3	3 ~ 400	1731	4.1	21955	2 × 12	4 × 3200	4 × 3200	25600
HED 6301 58 10D	630	1	3 ~ 400	1118	2.3	10916	2 × 11	6 × 1510	4 × 1510	15100
*HED 6301 72 10D	630	1	3 ~ 400	1118	2.3	12083	2 × 10	8 × 1510	4 × 1510	18120
HED 6302 115 10D	630	2	3 ~ 400	2236	4.5	21832	2 × 13	6 × 2740	4 × 2740	27400
*HED 6302 144 10D	630	2	3 ~ 400	2236	4.5	24165	2 × 12	8 × 2740	4 × 2740	32880
HED 6303 173 10D	630	3	3 ~ 400	3354	6.8	32731	2 × 15	6 × 3800	4 × 3800	38000
*HED 6303 216 10D	630	3	3 ~ 400	3354	6.8	36212	2 × 14	8 × 3800	4 × 3800	45600

DUAL DISCHARGE CEILING AIR TYPE EVAPORATORS
EVAPORADORES TIPO TECHO

FIN SPACING 4 mm, with electrical defrost. Rt>=0ºC
SEPARACIÓN ALETAS 4 mm, con desescarche eléctrico. Rt>=0ºC

Model / Modelo	Capacity / Capacidad R404A (kW)		Capacity / Capacidad R448A/R449A (kW)		Superficie/ Surface (m²)	Tube Volume/ Volumen Interno (dm³)	N.W/ Peso Neto (kg)	Connection/ Conexión (ø mm)	
	t_e= 0ºC	t_e= -8ºC	t_e= 0ºC	t_e= -8ºC				Inlet/ Entrada	Outlet/ Salida
	DT1=10K	DT1=8K	DT1=10K	DT1=8K					
HED Plus 4001 23 4D	7.73	5.31	7.86	5.39	22.8	3.8	69	12	28
HED Plus 4001 34 4D	9.69	6.72	9.80	6.79	34.2	5.8	77	12	28
HED Plus 4002 46 4D	15.62	10.73	15.84	10.86	45.6	7.7	116	15	35
HED Plus 4002 68 4D	18.78	13.06	19.44	13.53	68.4	11.5	129	22	35
HED Plus 4003 68 4D	22.33	15.41	23.31	16.09	68.4	11.5	154	22	35
HED Plus 4003 103 4D	29.30	20.35	29.71	20.61	102.6	17.3	175	22	54
HED Plus 4004 91 4D	31.39	21.56	31.78	21.80	91.2	15.3	200	28	54
HED Plus 4004 137 4D	37.95	26.40	39.17	27.27	136.8	23.0	225	28	54
HED Plus 4501 30 4D	10.38	7.17	10.79	7.45	30.4	5.1	79	12	28
HED Plus 4501 46 4D	13.17	9.18	13.57	9.47	45.6	7.7	89	15	28
HED Plus 4502 61 4D	21.09	14.58	21.83	15.09	60.8	10.2	134	22	35
HED Plus 4502 91 4D	26.68	18.61	27.38	19.10	91.2	15.3	152	22	42
HED Plus 4503 91 4D	32.66	22.50	33.10	22.77	91.2	15.3	181	28	54
HED Plus 4503 137 4D	39.40	27.50	40.75	28.47	136.8	23.0	206	28	54
HED Plus 4504 122 4D	42.53	29.40	43.92	30.37	121.6	20.5	235	28	54
HED Plus 4504 182 4D	53.70	37.47	55.01	38.39	182.4	30.7	271	35	67
HED Plus 5001 57 4D	19.37	13.37	19.50	13.43	57.0	9.6	114	22	42
HED Plus 5001 76 4D	21.86	15.24	21.94	14.97	76.0	12.8	126	22	54
HED Plus 5002 114 4D	38.90	26.84	39.11	26.94	114.0	19.2	196	28	67
HED Plus 5002 152 4D	43.84	30.56	43.97	30.00	152.0	25.6	219	28	67
HED Plus 5003 171 4D	57.83	40.13	59.34	41.18	171.0	28.8	265	28	67
HED Plus 5003 228 4D	65.59	45.93	66.87	46.82	228.0	38.4	298	35	67
HED Plus 5004 228 4D	77.94	53.79	78.32	53.95	228.0	38.4	349	2 × 28	2 × 54
HED Plus 5004 304 4D	87.80	61.22	88.03	60.07	303.9	51.2	395	2 × 28	2 × 67
HED Plus 6301 103 4D	35.41	24.44	35.94	24.77	102.6	17.3	172	28	54
HED Plus 6301 137 4D	40.49	28.10	40.94	28.39	136.8	23.0	193	28	67
HED Plus 6302 205 4D	67.55	46.80	70.50	48.90	205.2	34.5	299	35	67
HED Plus 6302 274 4D	78.24	54.46	80.96	56.41	273.6	46.0	338	35	67
HED Plus 6303 308 4D	101.78	70.53	106.11	73.60	307.7	51.8	410	2 × 28	2 × 54
HED Plus 6303 410 4D	117.80	82.01	121.78	84.85	410.3	69.1	474	2 × 28	2 × 54
HED Plus 6304 410 4D	142.78	98.56	144.56	99.65	410.3	69.1	547	2 × 35	2 × 67
HED Plus 6304 547 4D	163.00	113.12	164.45	114.06	547.1	92.1	627	2 × 35	2 × 76
HED Plus 8001 160 4D	49.14	33.95	50.09	34.58	159.6	26.9	248	28	67
HED Plus 8001 213 4D	55.52	38.66	56.32	39.24	212.8	35.8	310	28	67
HED Plus 8002 319 4D	98.84	68.30	100.58	69.44	319.1	53.7	432	2 × 28	2 × 54
HED Plus 8002 426 4D	111.52	77.69	112.98	78.73	425.5	71.6	492	2 × 28	2 × 67
HED Plus 8003 479 4D	137.80	95.42	144.84	100.44	478.7	80.6	593	2 × 28	2 × 54
HED Plus 8003 638 4D	158.32	110.44	164.69	115.03	638.3	107.4	680	2 × 35	2 × 67

FIN SPACING 4 mm, with electrical defrost. Rt>=0ºC
SEPARACIÓN ALETAS 4 mm, con desescarche eléctrico. Rt>=0ºC

Model/ Model	Axial Fans/ Ventilador con motor axial							Electric Defrost/ Desescarche Eléctrico		
	Diámetro Diameter (Φ mm)	Nº	Voltage/ Voltaje (V, 50Hz)	Power/ Potencia (W)	Current/ Intensi-dad (A)	Air Flow/ Volumen de Aire (m^3/h)	Air Throw/ Tiro de Aire (m)	Coil/ Bateria (W)	Drain Pan/ Bandeja (W)	Total (W)
HED Plus 4001 23 4D	400	1	1 ~ 230	177	0.3	3095	2 × 5	4 × 750	2 × 750	4500
HED Plus 4001 34 4D	400	1	1 ~ 230	177	0.3	2850	2 × 5	4 × 750	4 × 750	6000
HED Plus 4002 46 4D	400	2	1 ~ 230	354	0.6	6190	2 × 6	4 × 1250	2 × 1250	7500
HED Plus 4002 68 4D	400	2	1 ~ 230	354	0.6	5698	2 × 6	4 × 1250	4 × 1250	10000
HED Plus 4003 68 4D	400	3	1 ~ 230	531	0.9	9282	2 × 8	4 × 1700	2 × 1700	10200
HED Plus 4003 103 4D	400	3	1 ~ 230	531	0.9	8549	2 × 7	4 × 1700	4 × 1700	13600
HED Plus 4004 91 4D	400	4	1 ~ 230	708	1.2	12380	2 × 9	4 × 2740	2 × 2740	16440
HED Plus 4004 137 4D	400	4	1 ~ 230	708	1.2	11396	2 × 8	4 × 2740	4 × 2740	21920
HED Plus 4501 30 4D	450	1	3 ~ 400	350	1.1	4463	2 × 7	4 × 730	2 × 730	4380
HED Plus 4501 46 4D	450	1	3 ~ 400	350	1.1	4083	2 × 6	4 × 730	4 × 730	5840
HED Plus 4502 61 4D	450	2	3 ~ 400	700	2.2	8926	2 × 8	4 × 1800	2 × 1800	10800
HED Plus 4502 91 4D	450	2	3 ~ 400	700	2.2	8165	2 × 7	4 × 1800	4 × 1800	14400
HED Plus 4503 91 4D	450	3	3 ~ 400	1050	3.3	13394	2 × 9	4 × 2740	2 × 2740	16440
HED Plus 4503 137 4D	450	3	3 ~ 400	1050	3.3	12246	2 × 9	4 × 2740	4 × 2740	21920
HED Plus 4504 122 4D	450	4	3 ~ 400	1400	4.4	17851	2 × 11	4 × 3800	2 × 3800	22800
HED Plus 4504 182 4D	450	4	3 ~ 400	1400	4.4	16330	2 × 10	4 × 3800	4 × 3800	30400
HED Plus 5001 57 4D	500	1	3 ~ 400	577	1.4	6375	2 × 8	4 × 1280	4 × 1280	10240
HED Plus 5001 76 4D	500	1	3 ~ 400	577	1.4	5909	2 × 8	6 × 1280	4 × 1280	12800
HED Plus 5002 114 4D	500	2	3 ~ 400	1154	2.8	12750	2 × 10	4 × 2320	4 × 2320	18560
HED Plus 5002 152 4D	500	2	3 ~ 400	1154	2.8	11818	2 × 9	6 × 2320	4 × 2320	23200
HED Plus 5003 171 4D	500	3	3 ~ 400	1731	4.1	19113	2 × 12	4 × 3200	4 × 3200	25600
HED Plus 5003 228 4D	500	3	3 ~ 400	1731	4.1	17718	2 × 11	6 × 3200	4 × 3200	32000
HED Plus 5004 228 4D	500	4	3 ~ 400	2308	5.5	25499	2 × 14	4 × 4260	4 × 4260	34080
HED Plus 5004 304 4D	500	4	3 ~ 400	2308	5.5	23635	2 × 13	6 × 4260	4 × 4260	42600
HED Plus 6301 103 4D	630	1	3 ~ 400	1118	2.3	11661	2 × 10	6 × 1250	4 × 1250	12500
HED Plus 6301 137 4D	630	1	3 ~ 400	1118	2.3	10926	2 × 10	8 × 1250	4 × 1250	15000
HED Plus 6302 205 4D	630	2	3 ~ 400	2236	4.5	23311	2 × 13	6 × 2740	4 × 2740	27400
HED Plus 6302 274 4D	630	2	3 ~ 400	2236	4.5	21845	2 × 12	8 × 2740	4 × 2740	32880
HED Plus 6303 308 4D	630	3	3 ~ 400	3354	6.8	34966	2 × 15	6 × 3800	4 × 3800	38000
HED Plus 6303 410 4D	630	3	3 ~ 400	3354	6.8	32767	2 × 14	8 × 3800	4 × 3800	45600
HED Plus 6304 410 4D	630	4	3 ~ 400	4472	9.0	46642	2 × 18	6 × 5060	4 × 5060	50600
HED Plus 6304 547 4D	630	4	3 ~ 400	4472	9.0	43703	2 × 17	8 × 5060	4 × 5060	60720
HED Plus 8001 160 4D	800	1	3 ~ 400	1369	3.4	15034	2 × 11	8 × 1700	4 × 1700	20400
HED Plus 8001 213 4D	800	1	3 ~ 400	1369	3.4	14134	2 × 10	10 × 1700	4 × 1700	23800
HED Plus 8002 319 4D	800	2	3 ~ 400	2738	6.7	30066	2 × 13	8 × 2810	4 × 2810	33720
HED Plus 8002 426 4D	800	2	3 ~ 400	2738	6.7	28267	2 × 12	10 × 2810	4 × 2810	39340
HED Plus 8003 479 4D	800	3	3 ~ 400	4107	10.1	45088	2 × 16	8 × 4420	4 × 4420	53040
HED Plus 8003 638 4D	800	3	3 ~ 400	4107	10.1	42391	2 × 15	10 × 4420	4 × 4420	61880

DUAL DISCHARGE CEILING AIR TYPE EVAPORATORS
EVAPORADORES TIPO TECHO

FIN SPACING 6 mm, with electrical defrost. Rt>=-18ºC
SEPARACIÓN ALETAS 6 mm, con desescarche eléctrico. Rt>=-18ºC

Model / Modelo	Capacity / Capacidad R404A (kW)		Capacity / Capacidad R448A/R449A (kW)		Superficie/ Surface (m^2)	Tube Volume/ Volumen Interno (dm^3)	N.W/ Peso Neto (kg)	Connection/ Conexión (ø mm)	
	t_e= -8ºC	t_e= -25ºC	t_e= -8ºC	t_e= -25ºC				Inlet/ Entrada	Outlet/ Salida
	DT1=8K	DT1=7K	DT1=8K	DT1=7K					
HED Plus 4001 16 6D	4.46	3.30	4.51	3.30	15.7	3.8	69	12	28
HED Plus 4001 24 6D	5.90	4.35	5.87	4.30	23.5	5.8	75	12	28
HED Plus 4002 31 6D	8.99	6.68	9.07	6.66	31.4	7.7	114	15	35
HED Plus 4002 47 6D	11.69	8.14	12.03	8.55	47.0	11.5	126	22	35
HED Plus 4003 47 6D	13.27	9.15	13.70	9.70	47.0	11.5	151	22	35
HED Plus 4003 71 6D	17.91	13.13	18.10	13.13	70.6	17.3	171	22	54
HED Plus 4004 63 6D	18.05	13.45	18.18	13.38	62.7	15.3	196	28	54
HED Plus 4004 94 6D	23.60	16.54	24.20	17.40	94.1	23.0	220	28	54
HED Plus 4501 21 6D	6.19	4.34	6.37	4.58	20.9	5.1	78	12	28
HED Plus 4501 31 6D	8.17	5.76	8.37	5.99	31.4	7.7	87	15	28
HED Plus 4502 42 6D	12.54	8.86	12.86	9.30	41.8	10.2	132	22	35
HED Plus 4502 63 6D	16.52	11.75	16.86	12.16	62.7	15.3	148	22	42
HED Plus 4503 63 6D	18.98	14.21	19.15	14.23	62.7	15.3	177	28	54
HED Plus 4503 94 6D	24.57	17.18	25.26	18.13	94.1	23.0	201	28	54
HED Plus 4504 84 6D	25.24	17.90	25.84	18.75	83.6	20.5	231	28	54
HED Plus 4504 125 6D	33.22	23.73	33.85	24.51	125.4	30.7	264	35	67
HED Plus 5001 39 6D	11.58	8.86	11.37	8.61	39.2	9.6	112	22	42
HED Plus 5001 52 6D	13.62	10.31	13.10	9.97	52.3	12.8	123	22	54
HED Plus 5002 78 6D	23.24	17.82	22.79	17.30	78.4	19.2	192	28	67
HED Plus 5002 105 6D	27.30	20.72	26.24	20.02	104.5	25.6	213	28	67
HED Plus 5003 118 6D	35.39	25.44	36.10	26.46	117.6	28.8	258	28	67
HED Plus 5003 157 6D	41.72	30.15	42.37	30.91	156.8	38.4	289	35	67
HED Plus 5004 157 6D	46.54	35.73	45.64	34.66	156.8	38.4	340	2 × 28	2 × 54
HED Plus 5004 209 6D	54.68	41.54	52.53	40.10	209.1	51.2	383	2 × 28	2 × 67
HED Plus 6301 71 6D	21.24	15.80	21.46	15.85	70.6	17.3	168	28	54
HED Plus 6301 94 6D	25.17	18.69	25.26	18.54	94.1	23.0	188	28	67
HED Plus 6302 141 6D	41.65	28.66	43.12	30.53	141.1	34.5	292	35	67
HED Plus 6302 188 6D	49.72	34.67	51.18	36.70	188.2	46.0	328	35	67
HED Plus 6303 212 6D	62.72	43.25	64.87	46.00	211.7	51.8	398	2 × 28	2 × 54
HED Plus 6303 282 6D	74.83	52.31	76.95	55.29	282.2	69.1	458	2 × 28	2 × 54
HED Plus 6304 282 6D	85.49	63.86	86.20	63.94	282.2	69.1	531	2 × 35	2 × 67
HED Plus 6304 376 6D	101.19	75.45	101.46	74.67	376.3	92.1	606	2 × 35	2 × 76
HED Plus 8001 110 6D	29.64	21.53	30.09	21.82	109.8	26.9	242	28	67
HED Plus 8001 146 6D	35.00	25.60	35.39	25.43	146.3	35.8	302	28	67
HED Plus 8002 220 6D	59.55	43.37	60.43	43.89	219.5	53.7	420	2 × 28	2 × 54
HED Plus 8002 293 6D	70.27	51.55	70.97	51.10	292.7	71.6	476	2 × 28	2 × 67
HED Plus 8003 329 6D	85.50	57.63	89.07	62.23	329.3	80.6	574	2 × 28	2 × 54
HED Plus 8003 439 6D	101.94	69.99	105.50	74.70	439.0	107.4	655	2 × 35	2 × 67

FIN SPACING 6 mm, with electrical defrost. Rt>=-18ºC
SEPARACIÓN ALETAS 6 mm, con desescarche eléctrico. Rt>=-18ºC

Model/ Model	Axial Fans/ Ventilador con motor axial							Electric Defrost/ Desescarche Eléctrico		
	Diámetro Diameter (Φ mm)	Nº	Voltage/ Voltaje (V, 50Hz)	Power/ Potencia (W)	Current/ Intensi-dad (A)	Air Flow/ Volumen de Aire (m^3/h)	Air Throw/ Tiro de Aire (m)	Coil/ Bateria (W)	Drain Pan/ Bandeja (W)	Total (W)
HED Plus 4001 16 6D	400	1	1 ~ 230	177	0.3	3186	2 × 6	4 × 750	2 × 750	4500
HED Plus 4001 24 6D	400	1	1 ~ 230	177	0.3	2994	2 × 5	4 × 750	4 × 750	6000
HED Plus 4002 31 6D	400	2	1 ~ 230	354	0.6	6371	2 × 7	4 × 1250	2 × 1250	7500
HED Plus 4002 47 6D	400	2	1 ~ 230	354	0.6	5984	2 × 6	4 × 1250	4 × 1250	10000
HED Plus 4003 47 6D	400	3	1 ~ 230	531	0.9	9553	2 × 8	4 × 1700	2 × 1700	10200
HED Plus 4003 71 6D	400	3	1 ~ 230	531	0.9	8979	2 × 7	4 × 1700	4 × 1700	13600
HED Plus 4004 63 6D	400	4	1 ~ 230	708	1.2	12742	2 × 9	4 × 2740	2 × 2740	16440
HED Plus 4004 94 6D	400	4	1 ~ 230	708	1.2	11968	2 × 9	4 × 2740	4 × 2740	21920
HED Plus 4501 21 6D	450	1	3 ~ 400	350	1.1	4662	2 × 7	4 × 730	2 × 730	4380
HED Plus 4501 31 6D	450	1	3 ~ 400	350	1.1	4290	2 × 6	4 × 730	4 × 730	5840
HED Plus 4502 42 6D	450	2	3 ~ 400	700	2.2	9323	2 × 8	4 × 1800	2 × 1800	10800
HED Plus 4502 63 6D	450	2	3 ~ 400	700	2.2	8579	2 × 8	4 × 1800	4 × 1800	14400
HED Plus 4503 63 6D	450	3	3 ~ 400	1050	3.3	13992	2 × 10	4 × 2740	2 × 2740	16440
HED Plus 4503 94 6D	450	3	3 ~ 400	1050	3.3	12867	2 × 9	4 × 2740	4 × 2740	21920
HED Plus 4504 84 6D	450	4	3 ~ 400	1400	4.4	18646	2 × 12	4 × 3800	2 × 3800	22800
HED Plus 4504 125 6D	450	4	3 ~ 400	1400	4.4	17157	2 × 11	4 × 3800	4 × 3800	30400
HED Plus 5001 39 6D	500	1	3 ~ 400	577	1.4	6702	2 × 9	4 × 1280	4 × 1280	10240
HED Plus 5001 52 6D	500	1	3 ~ 400	577	1.4	6255	2 × 8	6 × 1280	4 × 1280	12800
HED Plus 5002 78 6D	500	2	3 ~ 400	1154	2.8	13404	2 × 10	4 × 2320	4 × 2320	18560
HED Plus 5002 105 6D	500	2	3 ~ 400	1154	2.8	12509	2 × 10	6 × 2320	4 × 2320	23200
HED Plus 5003 118 6D	500	3	3 ~ 400	1731	4.1	20090	2 × 12	4 × 3200	4 × 3200	25600
HED Plus 5003 157 6D	500	3	3 ~ 400	1731	4.1	18752	2 × 12	6 × 3200	4 × 3200	32000
HED Plus 5004 157 6D	500	4	3 ~ 400	2308	5.5	26807	2 × 15	4 × 4260	4 × 4260	34080
HED Plus 5004 209 6D	500	4	3 ~ 400	2308	5.5	25018	2 × 14	6 × 4260	4 × 4260	42600
HED Plus 6301 71 6D	630	1	3 ~ 400	1118	2.3	12160	2 × 11	6 × 1250	4 × 1250	12500
HED Plus 6301 94 6D	630	1	3 ~ 400	1118	2.3	11474	2 × 10	8 × 1250	4 × 1250	15000
HED Plus 6302 141 6D	630	2	3 ~ 400	2236	4.5	24308	2 × 13	6 × 2740	4 × 2740	27400
HED Plus 6302 188 6D	630	2	3 ~ 400	2236	4.5	22938	2 × 12	8 × 2740	4 × 2740	32880
HED Plus 6303 212 6D	630	3	3 ~ 400	3354	6.8	36462	2 × 16	6 × 3800	4 × 3800	38000
HED Plus 6303 282 6D	630	3	3 ~ 400	3354	6.8	34407	2 × 15	8 × 3800	4 × 3800	45600
HED Plus 6304 282 6D	630	4	3 ~ 400	4472	9.0	48639	2 × 19	6 × 5060	4 × 5060	50600
HED Plus 6304 376 6D	630	4	3 ~ 400	4472	9.0	45896	2 × 18	8 × 5060	4 × 5060	60720
HED Plus 8001 110 6D	800	1	3 ~ 400	1369	3.4	15557	2 × 11	8 × 1700	4 × 1700	20400
HED Plus 8001 146 6D	800	1	3 ~ 400	1369	3.4	14835	2 × 11	10 × 1700	4 × 1700	23800
HED Plus 8002 220 6D	800	2	3 ~ 400	2738	6.7	31113	2 × 14	8 × 2810	4 × 2810	33720
HED Plus 8002 293 6D	800	2	3 ~ 400	2738	6.7	29670	2 × 13	10 × 2810	4 × 2810	39340
HED Plus 8003 329 6D	800	3	3 ~ 400	4107	10.1	46656	2 × 16	8 × 4420	4 × 4420	53040
HED Plus 8003 439 6D	800	3	3 ~ 400	4107	10.1	44493	2 × 16	10 × 4420	4 × 4420	61880

DUAL DISCHARGE CEILING AIR TYPE EVAPORATORS
EVAPORADORES TIPO TECHO

FIN SPACING 9 mm, with electrical defrost. Rt>=-35ºC
SEPARACIÓN ALETAS 9 mm, con desescarche eléctrico. Rt>=-35ºC

Model / Modelo	Capacity / Capacidad R404A (kW)		Capacity / Capacidad R448A/R449A (kW)		Superficie/ Surface (m^2)	Tube Volume/ Volumen Interno (dm^3)	N.W/ Peso Neto (kg)	Connection/ Conexión (ø mm)	
	t_e= -8ºC	t_e= -25ºC	t_e= -8ºC	t_e= -25ºC				Inlet/ Entrada	Outlet/ Salida
	DT1=8K	DT1=7K	DT1=8K	DT1=7K					
HED Plus 4001 11 9D	3.63	2.68	3.55	2.61	10.9	3.8	67	12	28
HED Plus 4001 16 9D	4.97	3.63	4.79	3.55	16.4	5.8	74	12	28
HED Plus 4002 22 9D	7.29	5.40	7.13	5.26	21.9	7.7	112	15	35
HED Plus 4002 33 9D	10.02	7.14	10.22	7.24	32.8	11.5	123	22	35
HED Plus 4003 33 9D	11.00	7.73	11.24	8.00	32.8	11.5	148	22	35
HED Plus 4003 49 9D	15.10	11.07	14.93	10.87	49.2	17.3	166	22	54
HED Plus 4004 44 9D	14.62	10.85	14.29	10.56	43.7	15.3	192	28	54
HED Plus 4004 66 9D	20.16	14.44	20.53	14.63	65.6	23.0	213	28	54
HED Plus 4501 15 9D	5.13	3.67	5.24	3.75	14.6	5.1	76	12	28
HED Plus 4501 22 9D	6.99	5.04	7.11	5.09	21.9	7.7	85	15	28
HED Plus 4502 29 9D	10.36	7.44	10.54	7.59	29.2	10.2	129	22	35
HED Plus 4502 44 9D	14.08	10.22	14.30	10.27	43.7	15.3	144	22	42
HED Plus 4503 44 9D	15.44	11.52	15.23	11.25	43.7	15.3	173	28	54
HED Plus 4503 66 9D	21.08	15.13	21.50	15.42	65.6	23.0	194	28	54
HED Plus 4504 58 9D	20.81	14.99	21.14	15.27	58.3	20.5	225	28	54
HED Plus 4504 88 9D	28.28	20.59	28.69	20.65	87.5	30.7	255	35	67
HED Plus 5001 27 9D	9.70	7.32	9.18	7.04	27.3	9.6	109	22	42
HED Plus 5001 37 9D	11.73	8.76	10.97	8.44	36.5	12.8	120	22	54
HED Plus 5002 55 9D	19.44	14.70	18.40	14.12	54.7	19.2	186	28	67
HED Plus 5002 73 9D	23.52	17.59	21.97	16.93	72.9	25.6	206	28	67
HED Plus 5003 82 9D	30.03	21.89	30.45	22.21	82.0	28.8	250	28	67
HED Plus 5003 109 9D	36.39	26.66	36.85	26.67	109.4	38.4	279	35	67
HED Plus 5004 109 9D	38.93	29.47	36.83	28.27	109.4	38.4	330	2 × 28	2 × 54
HED Plus 5004 146 9D	47.08	35.25	43.97	33.89	145.8	51.2	369	2 × 28	2 × 67
HED Plus 6301 49 9D	17.72	13.19	17.58	12.94	49.2	17.3	163	28	54
HED Plus 6301 66 9D	21.68	16.11	21.20	15.73	65.6	23.0	181	28	67
HED Plus 6302 98 9D	35.53	24.82	36.42	25.95	98.4	34.5	282	35	67
HED Plus 6302 131 9D	43.60	30.85	44.56	31.94	131.2	46.0	315	35	67
HED Plus 6303 148 9D	53.44	37.42	54.75	39.28	147.6	51.8	384	2 × 28	2 × 54
HED Plus 6303 197 9D	65.57	46.49	66.96	48.09	196.8	69.1	439	2 × 28	2 × 54
HED Plus 6304 197 9D	71.22	53.18	70.56	52.08	196.8	69.1	512	2 × 35	2 × 67
HED Plus 6304 263 9D	87.05	64.89	85.06	63.23	262.5	92.1	580	2 × 35	2 × 76
HED Plus 8001 77 9D	24.92	18.18	25.04	18.04	76.6	26.9	234	28	67
HED Plus 8001 102 9D	30.28	22.17	30.03	21.75	102.1	35.8	292	28	67
HED Plus 8002 153 9D	49.99	36.60	50.21	36.24	153.1	53.7	405	2 × 28	2 × 54
HED Plus 8002 204 9D	60.74	44.58	60.18	43.66	204.1	71.6	456	2 × 28	2 × 67
HED Plus 8003 230 9D	73.60	50.76	75.87	53.80	229.7	80.6	552	2 × 28	2 × 54
HED Plus 8003 306 9D	89.93	62.77	92.32	65.60	306.2	107.4	625	2 × 35	2 × 67

FIN SPACING 9 mm, with electrical defrost. Rt>=-35ºC
SEPARACIÓN ALETAS 9 mm, con desescarche eléctrico. Rt>=-35ºC

Model/ Model	Axial Fans/ Ventilador con motor axial							Electric Defrost/ Desescarche Eléctrico		
	Diámetro Diameter (Φ mm)	Nº	Voltage/ Voltaje (V, 50Hz)	Power/ Potencia (W)	Current/ Intensi-dad (A)	Air Flow/ Volumen de Aire (m^3/h)	Air Throw/ Tiro de Aire (m)	Coil/ Bateria (W)	Drain Pan/ Bandeja (W)	Total (W)
HED Plus 4001 11 9D	400	1	1 ~ 230	177	0.3	3266	2 × 6	4 × 750	2 × 750	4500
HED Plus 4001 16 9D	400	1	1 ~ 230	177	0.3	3104	2 × 5	4 × 750	4 × 750	6000
HED Plus 4002 22 9D	400	2	1 ~ 230	354	0.6	6531	2 × 7	4 × 1250	2 × 1250	7500
HED Plus 4002 33 9D	400	2	1 ~ 230	354	0.6	6204	2 × 6	4 × 1250	4 × 1250	10000
HED Plus 4003 33 9D	400	3	1 ~ 230	531	0.9	9792	2 × 8	4 × 1700	2 × 1700	10200
HED Plus 4003 49 9D	400	3	1 ~ 230	531	0.9	9308	2 × 8	4 × 1700	4 × 1700	13600
HED Plus 4004 44 9D	400	4	1 ~ 230	708	1.2	13061	2 × 10	4 × 2740	2 × 2740	16440
HED Plus 4004 66 9D	400	4	1 ~ 230	708	1.2	12408	2 × 9	4 × 2740	4 × 2740	21920
HED Plus 4501 15 9D	450	1	3 ~ 400	350	1.1	4815	2 × 7	4 × 730	2 × 730	4380
HED Plus 4501 22 9D	450	1	3 ~ 400	350	1.1	4478	2 × 7	4 × 730	4 × 730	5840
HED Plus 4502 29 9D	450	2	3 ~ 400	700	2.2	9629	2 × 8	4 × 1800	2 × 1800	10800
HED Plus 4502 44 9D	450	2	3 ~ 400	700	2.2	8956	2 × 8	4 × 1800	4 × 1800	14400
HED Plus 4503 44 9D	450	3	3 ~ 400	1050	3.3	14448	2 × 10	4 × 2740	2 × 2740	16440
HED Plus 4503 66 9D	450	3	3 ~ 400	1050	3.3	13432	2 × 9	4 × 2740	4 × 2740	21920
HED Plus 4504 58 9D	450	4	3 ~ 400	1400	4.4	19257	2 × 12	4 × 3800	2 × 3800	22800
HED Plus 4504 88 9D	450	4	3 ~ 400	1400	4.4	17912	2 × 11	4 × 3800	4 × 3800	30400
HED Plus 5001 27 9D	500	1	3 ~ 400	577	1.4	7007	2 × 9	4 × 1280	4 × 1280	10240
HED Plus 5001 37 9D	500	1	3 ~ 400	577	1.4	6588	2 × 9	6 × 1280	4 × 1280	12800
HED Plus 5002 55 9D	500	2	3 ~ 400	1154	2.8	14013	2 × 11	4 × 2320	4 × 2320	18560
HED Plus 5002 73 9D	500	2	3 ~ 400	1154	2.8	13174	2 × 10	6 × 2320	4 × 2320	23200
HED Plus 5003 82 9D	500	3	3 ~ 400	1731	4.1	21001	2 × 13	4 × 3200	4 × 3200	25600
HED Plus 5003 109 9D	500	3	3 ~ 400	1731	4.1	19747	2 × 12	6 × 3200	4 × 3200	32000
HED Plus 5004 109 9D	500	4	3 ~ 400	2308	5.5	28025	2 × 15	4 × 4260	4 × 4260	34080
HED Plus 5004 146 9D	500	4	3 ~ 400	2308	5.5	26348	2 × 15	6 × 4260	4 × 4260	42600
HED Plus 6301 49 9D	630	1	3 ~ 400	1118	2.3	12527	2 × 11	6 × 1250	4 × 1250	12500
HED Plus 6301 66 9D	630	1	3 ~ 400	1118	2.3	11985	2 × 11	8 × 1250	4 × 1250	15000
HED Plus 6302 98 9D	630	2	3 ~ 400	2236	4.5	25042	2 × 13	6 × 2740	4 × 2740	27400
HED Plus 6302 131 9D	630	2	3 ~ 400	2236	4.5	23958	2 × 13	8 × 2740	4 × 2740	32880
HED Plus 6303 148 9D	630	3	3 ~ 400	3354	6.8	37563	2 × 16	6 × 3800	4 × 3800	38000
HED Plus 6303 197 9D	630	3	3 ~ 400	3354	6.8	35936	2 × 15	8 × 3800	4 × 3800	45600
HED Plus 6304 197 9D	630	4	3 ~ 400	4472	9.0	50105	2 × 19	6 × 5060	4 × 5060	50600
HED Plus 6304 263 9D	630	4	3 ~ 400	4472	9.0	47939	2 × 18	8 × 5060	4 × 5060	60720
HED Plus 8001 77 9D	800	1	3 ~ 400	1369	3.4	16024	2 × 12	8 × 1700	4 × 1700	20400
HED Plus 8001 102 9D	800	1	3 ~ 400	1369	3.4	15377	2 × 11	10 × 1700	4 × 1700	23800
HED Plus 8002 153 9D	800	2	3 ~ 400	2738	6.7	32047	2 × 14	8 × 2810	4 × 2810	33720
HED Plus 8002 204 9D	800	2	3 ~ 400	2738	6.7	30753	2 × 13	10 × 2810	4 × 2810	39340
HED Plus 8003 230 9D	800	3	3 ~ 400	4107	10.1	48054	2 × 17	8 × 4420	4 × 4420	53040
HED Plus 8003 306 9D	800	3	3 ~ 400	4107	10.1	46116	2 × 16	10 × 4420	4 × 4420	61880

DUAL DISCHARGE CEILING AIR TYPE EVAPORATORS
EVAPORADORES TIPO TECHO

AVAILABLE OPTIONS FOR HED SERIES:

Defrost options:
-Without defrost (air)
-D: Electrical defrost: standard model
- HG: hot gas
-W: water
- HGD: hot gas defrost for coil and electrical defrost for tray
- WD: water and electrical

Tube material options:
- Copper: standard models
- 1: Stainless steel AISI SUS304

Coil protection options:
- Aluminium fins: standard models
- Fins with GOLDFIN anti-corrosion high resistance coating.

Fan options:
- EC Fans

Casing options:
- White powder-coated painted aluminium: standard models
- 2: stainless steel AISI SUS304

Other options:
- Double insulated drip tray (recommended for low temperature room applications)
- Thermal protector for defrosting electrical heaters

OPCIONES DISPONIBLES PARA LA SERIE HED:

Opciones de desescarche:
- Sin desescarche (aire)
- D: Desescarche eléctrico: modelo estándar
- HG: Gas caliente
- W: agua
- HGD: gas caliente en serpentín y eléctrico en bandeja
- WD: agua y eléctrico

Opciones material tubos:
- Cobre: modelo estándar
- 1: Acero inoxidable AISI SUS304

Opciones protección de serpentín:
- Aleta de aluminio: modelo estándar
- Aleta con tratamiento GOLDFIN con anticorrosión de alta resistencia.

Opciones ventiladores:
- Ventiladores EC

Opciones carcasa:
- Aluminio pintado al polvo blanco: modelos estándar
- 2: acero inoxidable AISI SUS304

Otras opciones:
- Bandeja de goteo con doble aislamiento (recomendada en aplicaciones con cámaras de baja temperatura)
- Protector térmico para resistencias de desercarche



WALL TYPE EVAPORATORS
EVAPORADORES TIPO MURAL

HFC/HFO/(HCFC)*

WALL TYPE EVAPORATORS
EVAPORADORES TIPO MURAL

The HEF range of wall type evaporators has been designed for use in the food refrigeration sector, both for rapid cooling and for freezing in tunnels.

The exchange coils used in the HEF range are built with a geometry of recognized high efficiency, with special profile aluminum fins and ø15 mm high quality copper tubes, with high heat transfer coefficient. They are supplied clean and tested under a pressure of 30 bar.

The HEF range has models with 3 different fin pitch depending on the application:

- HEF XXXX XX 7X: with 7 mm pitch, recommended for rapid cooling processes.
- HEF XXXX XX 10X: with 10 mm pitch, recommended for rapid freezing in tunnels.
- HEF XXXX XX 12X: with 12 mm pitch, recommended for rapid freezing in tunnels.

HEF evaporators are equipped with fans with high static pressure and special profile to ensure correct air circulation in the refrigeration and freezing rooms.

The fan nozzle is equipped with electrical heaters to avoid frost problems.

The standard electric fans used in this range have the following characteristics:

HEF SERIES EVAPORATOR
EVAPORADORES SERIE HEF

La gama de evaporadores murales HEF ha sido diseñada para su uso en el sector de la refrigeración alimentaria, tanto para enfriamiento rápido como para congelación en túneles.

Los baterías de intercambio utilizadas en la gama HEF están construidos con una geometría de reconocida alta eficiencia, con aletas de aluminio de perfil especial y tubos de cobre de ø15 mm de alta calidad, con un alto coeficiente de transferencia de calor. Se suministran limpias y probadas a una presión de 30 bar.

La gama HEF dispone de modelos con 2 diferentes pasos de aleta según la aplicación:

- HEF XXXX XX 7X: con separación de 7 mm, recomendados para procesos de enfriamiento rápido.
- HEF XXXX XX 10X: con separación de 10 mm, recomendados para procesos de congelación rápida en túneles.
- HEF XXXX XX 12X: con separación de 12 mm, recomendados para procesos de congelación rápida en túneles.

Los evaporadores HEF están equipados con motoventiladores con alta presión estática y palas de perfil especial para garantizar una correcta circulación de aire en los recintos de enfriamiento y congelación.

El aro de los ventiladores viene equipado con resistencias para evitar problemas por la formación de escarcha

Los motoventiladores eléctricos estándar utilizados en esta gama tienen las siguientes características:

-ø630, 800 mm: three-phase 400V/3/50 Hz with external rotor, with L-type grille and nozzle (long mouth) (Maer & Ziehl-Abegg fans?). Operating temperature -40ºC to +40ºC.

-ø630, 800 mm: three-phase 400V/350 Hz with external rotor, with ZN-type grille and nozzle (long mouth). Operating temperature -40ºC to +40ºC.

White powder-coated aluminium casing with high resistance to corrosion and impacts.

All HEF models have doble insulated tray.

In models with electric defrost, stainless steel electric heaters covered by aluminum tubes are used, located in the finned package and in the drain pan to avoid steam problems and make easy replacement.

The electrical parts are connected to an earth terminal, inside a connection box with access holes equipped with cable glands with IP 65 protection.

For performance at work points other than those in this catalog, use the “Unit Selector Hybrid HISPANIA” software.

For special applications and additional information consult our Technical Department.

-ø630 y 800 mm: trifásicos 400V/3/50 Hz de rotor externo, con bafle y rejilla tipo L (embocadura larga). Temperatura de funcionamiento -40ºC a +40ºC.

-ø630 y 800 mm: trifásicos 400V/3/50 Hz de rotor externo, con bafle y rejilla tipo ZN (embocadura larga) (marca Ziehl-Abegg??). Temperatura de funcionamiento -40ºC a +40ºC.

La carcasa de aluminio pintado en blanco al polvo electrostático con alta resistencia a la corrosión y a los impactos.

Todos los modelso HEF disponen de doble bandeja aislada.

En los modelos con desescarche eléctrico se usan resistencias en acero inoxidable cubiertas por tubos de aluminio, situados en el paquete aleteado y en la bandeja de drenaje para evitar problemas de vapor y facilitar la sustitución.

Las partes eléctricas están conectadas a un terminal de tierra, dentro de una caja de conexiones con orificios de acceso equipados con prensaestopas con grado de protección IP 65.

Para rendimientos en puntos de trabajo distintos a los de este catálogo utilizar el software “Unit Selector Hybrid HISPANIA”.

Para aplicaciones especiales e informaciones adicionales consultar a nuestro Departamento Técnico.

HEF 6302 211 7D S1 2 3

- 3 — Fin materials (blank: aluminum, 3: stainless steel, GF: golden fins) / Materiales de las aletas (en blanco: aluminio, 3: acero inoxidable, GF: aletas doradas)
- 2 — Casing materials (blank: aluminum, 2: stainless steel) / Materiales de la carcasa (en blanco: aluminio, 2: acero inoxidable)
- S1 — Tube materials (blank: copper, 1: stainless steel) / Materiales del tubo (en blanco: cobre, 1: acero inoxidable)
- D — Defrost system (blank: air, D: electric, HG: hot gas, W: water, HGD: hot gas & electric, WD: water & electric) / Sistema de descongelación (en blanco: aire, D: eléctrico, HG: gas caliente, W: agua, HGD: gas caliente y eléctrico, WD: agua y electricidad)
- 7 — Fin spacing (mm) / Espacio entre aletas
- 211 — Surface (m^2) / Superficie
- 3 — Fan number / Número de ventiladores
- 6302 — Fan ø (mm) / Ventilador ø (mm)
- HEF — Series / Serie

WALL TYPE EVAPORATORS
EVAPORADORES TIPO MURAL

HFC/HFO/(HCFC)*

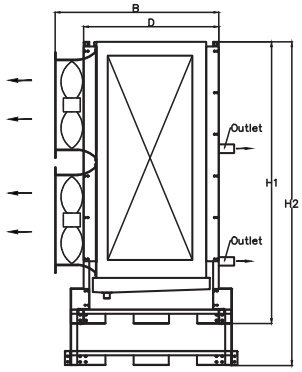

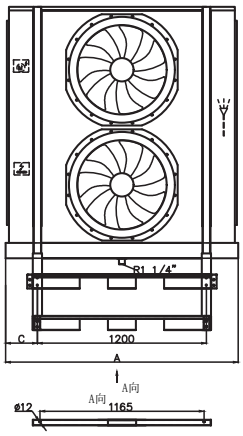

HEF 6302

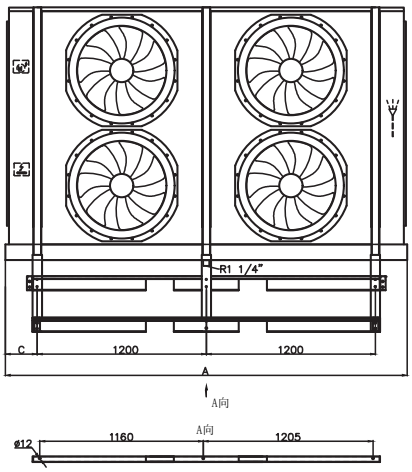

HEF 6304

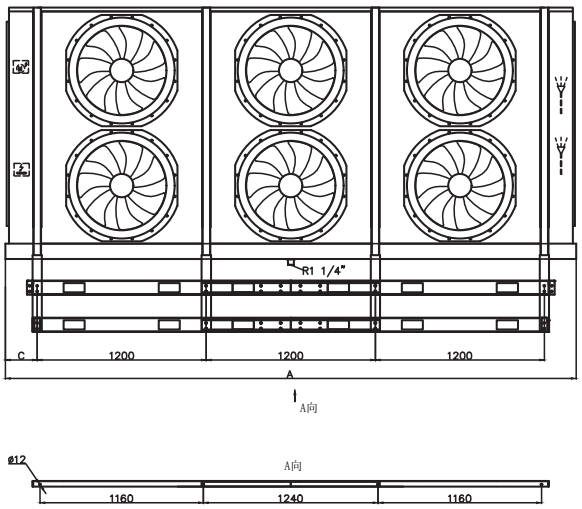

HEF 6306

Model / Model	Dimensions / Dimensiones (mm)					
	A	B	C	D	H1	H2
HEF 6302…(6 rows)	1665	1090	230	895	1965	2140
HEF 6302…(8 rows)	1665	1090	230	895	1965	2140
HEF 6302…(10 rows)	1665	1190	230	995	1965	2140
HEF 6304…(6 rows)	2865	1090	230	895	1965	2140
HEF 6304…(8 rows)	2865	1090	230	895	1965	2140
HEF 6304…(10 rows)	2865	1190	230	995	1965	2140
HEF 6306…(6 rows)	4065	1090	230	895	1965	2140
HEF 6306…(8 rows)	4065	1090	230	895	1965	2140
HEF 6306…(10 rows)	4065	1190	230	995	1965	2140

The number of rows refers to the number of tube rows in width in the heat exchanger.The number of rows can be found in the characteristics of each evaporator on the following pages.

El número de filas se refiere al número de filas de tubos en anchura en el intercambiador de calor. Se puede ver el número de filas en las características de cada evaporador en las páginas siguientes.

WALL TYPE EVAPORATORS
EVAPORADORES TIPO MURAL

HFC/HFO/(HCFC)*

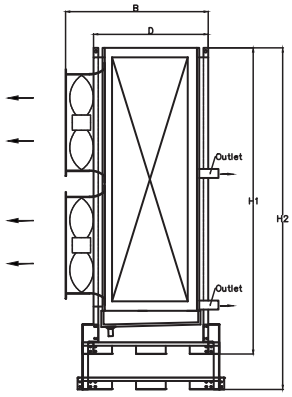

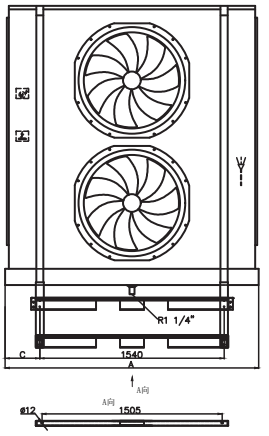

HEF 8002

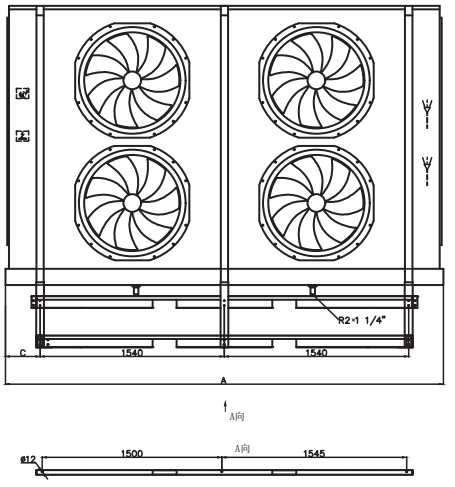

HEF 8004

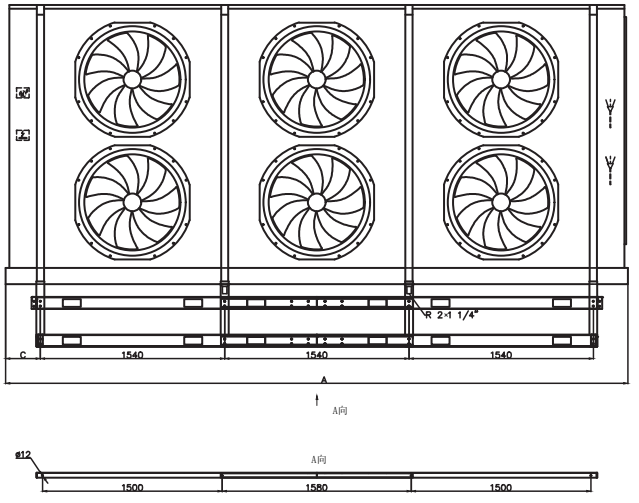

HEF 8006

Model / Model	Dimensions / Dimensiones (mm)					
	A	B	C	D	H1	H2
HEF 8002…(6 rows)	2130	1200	295	960	2310	2605
HEF 8002…(8 rows)	2130	1200	295	960	2310	2605
HEF 8002…(10 rows)	2130	1300	295	1060	2310	2605
HEF 8004…(6 rows)	3670	1200	295	960	2310	2605
HEF 8004…(8 rows)	3670	1200	295	960	2310	2605
HEF 8004…(10 rows)	3670	1300	295	1060	2310	2605
HEF 8006…(6 rows)	5210	1200	295	960	2310	2605
HEF 8006…(8 rows)	5210	1200	295	960	2310	2605
HEF 8006…(10 rows)	5210	1300	295	1060	2310	2605

The number of rows refers to the number of tube rows in width in the heat exchanger.The number of rows can be found in the characteristics of each evaporator on the following pages.

El número de filas se refiere al número de filas de tubos en anchura en el intercambiador de calor. Se puede ver el número de filas en las características de cada evaporador en las páginas siguientes.

WALL TYPE EVAPORATORS
EVAPORADORES TIPO MURAL

FIN SPACING 7 mm, with electrical defrost. Rt>=-20ºC
SEPARACIÓN ALETAS 7 mm, con desescarche eléctrico. Rt>=-20ºC

Model / Modelo	Capacity / Capacidad R404A (kW)		Capacity / Capacidad R448A/R449A (kW)		Superficie/ Surface (m²)	Tube Volume/ Volumen Interno (dm³)	Bobina Filas Coil Rows	N.W/ Peso Neto (kg)	Connection/ Conexión (ø mm)	
	t_e= -8ºC	t_e= -25ºC	t_e= -8ºC	t_e= -25ºC					Inlet/ Entrada	Outlet/ Salida
	DT1=8K	DT1=7K	DT1=8K	DT1=7K						
HEF 6302 170 7D	32.98	27.44	32.99	27.69	155.6	34.2	6	317.2	28	54
HEF 6302 211 7D	41.60	32.01	42.44	33.60	207.5	45.6	8	347.2	28	67
HEF 6302 259 7D	46.75	39.30	42.30	36.11	259.3	57	10	481.1	35	76
HEF 6304 340 7D	67.75	56.29	67.78	57.05	319.4	70.2	6	568.6	2×28	2×54
HEF 6304 424 7D	85.53	65.82	87.21	68.97	425.9	93.5	8	629.3	2×28	2×54
HEF 6304 532 7D	99.73	76.44	101.36	79.62	532.3	116.9	10	868.9	35	76
HEF 6306 511 7D	102.53	85.14	102.57	86.41	483.2	106.1	6	819.6	2×28	2×76
HEF 6306 637 7D	127.61	105.11	127.45	104.72	644.3	141.5	8	911.0	2×35	2×76
HEF 6306 805 7D	148.59	121.14	147.34	118.77	805.3	176.9	10	1259.7	2×42	2×89
HEF 8002 264 7D	46.12	37.28	46.13	36.99	265.1	58.2	6	467.5	35	76
HEF 8002 351 7D	56.38	45.32	55.25	44.24	353.5	77.6	8	518.9	35	76
HEF 8002 421 7D	64.11	51.06	61.47	49.08	420.9	92.4	10	683.8	42	89
HEF 8004 538 7D	95.01	73.80	96.12	76.34	541.0	118.8	6	843.9	2×35	2×76
HEF 8004 717 7D	112.04	92.17	101.32	85.16	721.4	158.4	8	947.4	2×35	2×76
HEF 8004 859 7D	130.20	94.31	133.84	99.60	858.8	188.6	10	1224.1	2×35	2×76
HEF 8006 812 7D	143.44	111.43	145.10	115.21	816.9	179.4	6	1220.4	2×35	2×76
HEF 8006 1083 7D	175.44	135.87	176.99	139.74	1089.2	239.2	8	1376.1	2×35	2×76
HEF 8006 1297 7D	198.11	145.81	202.42	152.68	1296.7	284.8	10	1741.6	2×42	2×89

HEF SERIES EVAPORATOR
EVAPORADORES SERIE HEF

Model/ Model	Axial Fans/ Ventilador con motor axial							Electric Defrost/ Desescarche Eléctrico			
	Diámetro Diameter (Φ mm)	Nº	Voltage/ Voltaje (V, 50Hz)	Power/ Poten-cia (W)	Current/ Intensi-dad (A)	Air Flow/ Volu-men de Aire (m^3/h)	Air Throw/ Tiro de Aire (m)	Coil/ Bateria (W)	Drain Pan/ Bande-ja (W)	Fan circle Circulo del ven-tilador (W)	Total (W)
HEF 6302 170 7D	630	2	3 ~ 400	5400	10.00	33616	39	16 × 1510	2 × 1510	2 × 280	27740
HEF 6302 211 7D	630	2	3 ~ 400	5400	10.00	31776	38	20 × 1510	2 × 1510	2 × 280	33780
HEF 6302 259 7D	630	2	3 ~ 400	5400	10.00	29523	37	24 × 1510	2 × 1510	2 × 280	39820
HEF 6304 340 7D	630	4	3 ~ 400	10800	20.00	67714	47	16 × 2740	2 × 2740	4 × 280	50440
HEF 6304 424 7D	630	4	3 ~ 400	10800	20.00	64162	45	20 × 2740	2 × 2740	4 × 280	50440
HEF 6304 532 7D	630	4	3 ~ 400	10800	20.00	59550	43	24 × 2740	2 × 2740	4 × 280	71800
HEF 6306 511 7D	630	6	3 ~ 400	16200	30.00	101812	56	16 × 3800	2 × 3800	6 × 280	70080
HEF 6306 637 7D	630	6	3 ~ 400	16200	30.00	96537	54	20 × 3800	2 × 3800	6 × 280	85280
HEF 6306 805 7D	630	6	3 ~ 400	16200	30.00	89700	52	24 × 3800	2 × 3800	6 × 280	99360
HEF 8002 264 7D	800	2	3 ~ 400	3200	7.00	37069	35	22 × 1600	2 × 1600	2 × 470	39340
HEF 8002 351 7D	800	2	3 ~ 400	3200	7.00	35399	34	28 × 1600	2 × 1600	2 × 470	48940
HEF 8002 421 7D	800	2	3 ~ 400	3200	7.00	31680	33	28 × 1600	2 × 1600	2 × 470	48940
HEF 8004 538 7D	800	4	3 ~ 400	6400	14.00	74541	42	22 × 3200	2 × 3200	4 × 470	78680
HEF 8004 717 7D	800	4	3 ~ 400	6400	14.00	71270	41	28 × 3200	2 × 3200	4 × 470	97880
HEF 8004 859 7D	800	4	3 ~ 400	6400	14.00	63918	40	28 × 3200	2 × 3200	4 × 470	97880
HEF 8006 812 7D	800	6	3 ~ 400	9600	21.00	112011	51	22 × 4800	2 × 4800	6 × 470	118020
HEF 8006 1083 7D	800	6	3 ~ 400	9600	21.00	107000	49	28 × 4800	2 × 4800	6 × 470	146820
HEF 8006 1297 7D	800	6	3 ~ 400	9600	21.00	96203	47	28 × 4800	2 × 4800	6 × 470	146820

WALL TYPE EVAPORATORS
EVAPORADORES TIPO MURAL

HFC/HFO/(HCFC)*

FIN SPACING 10 mm, with electrical defrost. Rt>=-40ºC
SEPARACIÓN ALETAS 10 mm, con desescarche eléctrico. Rt>=-40ºC

Model / Modelo	Capacity / Capacidad R404A (kW)		Capacity / Capacidad R448A/R449A (kW)		Superficie/ Surface (m^2)	Tube Volume/ Volumen Interno (dm^3)	Bobina Filas Coil Rows	N.W/ Peso Neto (kg)	Connection/ Conexión (ø mm)	
	t_e= -25ºC	t_e= -31ºC	t_e= -25ºC	t_e= -31ºC					Inlet/ Entrada	Outlet/ Salida
	DT1=7K	DT1=6K	DT1=7K	DT1=6K						
HEF 6302 119 10D	27.95	23.46	27.10	22.61	112.0	34.2	6	308.6	28	54
HEF 6302 148 10D	36.37	28.45	36.90	29.54	149.4	45.6	8	335.8	28	67
HEF 6302 187 10D	40.03	33.36	34.57	30.29	186.7	57	10	466.8	35	76
HEF 6304 238 10D	57.41	48.07	56.23	46.59	229.9	70.2	6	550.6	2×28	2×54
HEF 6304 297 10D	74.73	58.42	75.77	60.56	306.6	93.5	8	605.3	2×28	2×54
HEF 6304 383 10D	88.07	68.69	89.12	71.05	383.2	116.9	10	838.9	35	76
HEF 6306 358 10D	86.87	72.70	85.35	70.58	347.8	106.1	6	792.5	2×28	2×76
HEF 6306 446 10D	109.73	91.16	105.86	87.44	463.8	141.5	8	874.8	2×35	2×76
HEF 6306 580 10D	129.30	106.69	122.69	101.06	579.7	176.9	10	1214.5	2×42	2×89
HEF 8002 187 10D	39.10	31.89	37.37	30.40	190.9	58.2	6	452.6	35	76
HEF 8002 249 10D	48.80	39.46	45.86	37.24	254.5	77.6	8	499.1	35	76
HEF 8002 303 10D	56.60	45.37	52.35	42.66	303	92.4	10	660.2	42	89
HEF 8004 381 10D	81.27	63.96	81.86	64.73	389.5	118.8	6	813.5	2×35	2×76
HEF 8004 509 10D	93.99	77.03	82.62	70.80	519.3	158.4	8	906.8	2×35	2×76
HEF 8004 618 10D	117.73	86.77	120.36	90.80	618.2	188.6	10	1175.7	2×35	2×76
HEF 8006 576 10D	122.69	96.54	123.57	97.76	588.1	179.4	6	1174.3	2×35	2×76
HEF 8006 767 10D	152.96	119.62	153.79	119.51	784.1	239.2	8	1314.6	2×35	2×76
HEF 8006 934 10D	178.40	133.42	181.45	139.01	933.5	284.8	10	1668.4	2×42	2×89

Model/ Model	Axial Fans/ Ventilador con motor axial							Electric Defrost/ Desescarche Eléctrico			
	Diámetro Diameter (Φ mm)	Nº	Voltage/ Voltaje (V, 50Hz)	Power/ Poten-cia (W)	Current/ Intensi-dad (A)	Air Flow/ Volu-men de Aire (m^3/h)	Air Throw/ Tiro de Aire (m)	Coil/ Bateria (W)	Drain Pan/ Bande-ja (W)	Fan circle Circulo del ven-tilador (W)	Total (W)
HEF 6302 119 10D	630	2	3 ~ 400	5400	10.00	34656	40	16 × 1510	2 × 1510	2 × 280	27740
HEF 6302 148 10D	630	2	3 ~ 400	5400	10.00	33013	39	20 × 1510	2 × 1510	2 × 280	33780
HEF 6302 187 10D	630	2	3 ~ 400	5400	10.00	30853	38	24 × 1510	2 × 1510	2 × 280	39820
HEF 6304 238 10D	630	4	3 ~ 400	10800	20.00	69790	48	16 × 2740	2 × 2740	4 × 280	50440
HEF 6304 297 10D	630	4	3 ~ 400	10800	20.00	66562	47	20 × 2740	2 × 2740	4 × 280	61400
HEF 6304 383 10D	630	4	3 ~ 400	10800	20.00	62129	46	24 × 2740	2 × 2740	4 × 280	71800
HEF 6306 358 10D	630	6	3 ~ 400	16200	30.00	104915	57	16 × 3800	2 × 3800	6 × 280	70080
HEF 6306 446 10D	630	6	3 ~ 400	16200	30.00	100096	56	20 × 3800	2 × 3800	6 × 280	85280
HEF 6306 580 10D	630	6	3 ~ 400	16200	30.00	93605	55	24 × 3800	2 × 3800	6 × 280	99360
HEF 8002 187 10D	800	2	3 ~ 400	3200	7.00	38159	36	22 × 1600	2 × 1600	2 × 470	39340
HEF 8002 249 10D	800	2	3 ~ 400	3200	7.00	36481	35	28 × 1600	2 × 1600	2 × 470	48940
HEF 8002 303 10D	800	2	3 ~ 400	3200	7.00	33467	34	28 × 1600	2 × 1600	2 × 470	48940
HEF 8004 381 10D	800	4	3 ~ 400	6400	14.00	76696	43	22 × 3200	2 × 3200	4 × 470	78680
HEF 8004 509 10D	800	4	3 ~ 400	6400	14.00	73336	42	28 × 3200	2 × 3200	4 × 470	97880
HEF 8004 618 10D	800	4	3 ~ 400	6400	14.00	67432	41	28 × 3200	2 × 3200	4 × 470	97880
HEF 8006 576 10D	800	6	3 ~ 400	9600	21.00	115230	52	22 × 4800	2 × 4800	6 × 470	118020
HEF 8006 767 10D	800	6	3 ~ 400	9600	21.00	110196	51	28 × 4800	2 × 4800	6 × 470	146820
HEF 8006 934 10D	800	6	3 ~ 400	9600	21.00	101460	50	28 × 4800	2 × 4800	6 × 470	146820

WALL TYPE EVAPORATORS
EVAPORADORES TIPO MURAL

HFC/HFO/(HCFC)*

FIN SPACING 12 mm, with electrical defrost. Rt>=-40ºC
SEPARACIÓN ALETAS 12 mm, con desescarche eléctrico. Rt>=-40ºC

Model / Modelo	Capacity / Capacidad R404A (kW)		Capacity / Capacidad R448A/R449A (kW)		Superficie/ Surface (m^2)	Tube Volume/ Volumen Interno (dm^3)	Bobina Filas Coil Rows	N.W/ Peso Neto (kg)	Connection/ Conexión (ø mm)	
	t_e= -25ºC	t_e= -31ºC	t_e= -25ºC	t_e= -31ºC					Inlet/ Entrada	Outlet/ Salida
	DT1=7K	DT1=6K	DT1=7K	DT1=6K						
HEF 6302 95 12D	21.18	17.68	19.84	16.24	112.0	34.2	6	308.6	28	54
HEF 6302 127 12D	26.20	21.71	26.84	21.87	149.4	45.6	8	335.8	28	67
HEF 6302 158 12D	29.87	24.84	27.10	22.51	158.4	57	10	461.8	35	76
HEF 6304 195 12D	43.38	36.42	40.90	33.51	229.9	70.2	6	550.6	2×28	2×54
HEF 6304 260 12D	53.75	44.60	55.20	45.07	306.6	93.5	8	605.3	2×28	2×54
HEF 6304 325 12D	63.68	53.09	64.67	53.09	325.2	116.9	10	828.6	35	76
HEF 6306 295 12D	65.59	55.16	61.96	50.79	347.8	106.1	6	792.5	2×28	2×76
HEF 6306 394 12D	82.88	69.28	77.60	63.93	463.8	141.5	8	874.8	2×35	2×76
HEF 6306 492 12D	97.74	81.36	90.92	75.28	492	176.9	10	1198.9	2×42	2×89
HEF 8002 154 12D	28.76	23.90	26.92	22.28	190.9	58.2	6	452.6	35	76
HEF 8002 206 12D	35.67	29.68	33.35	27.75	254.5	77.6	8	499.1	35	76
HEF 8002 257 12D	41.31	34.56	38.75	32.41	257.1	92.4	10	651.8	42	89
HEF 8004 315 12D	58.21	48.78	57.68	47.41	389.5	118.8	6	813.5	2×35	2×76
HEF 8004 420 12D	68.60	57.54	63.08	52.78	519.3	158.4	8	906.8	2×35	2×76
HEF 8004 525 12D	81.34	67.19	84.75	69.65	524.7	188.6	10	1158.6	2×35	2×76
HEF 8006 475 12D	87.84	73.74	87.10	71.63	588.1	179.4	6	1174.3	2×35	2×76
HEF 8006 634 12D	109.75	92.98	107.46	89.07	784.1	239.2	8	1314.6	2×35	2×76
HEF 8006 792 12D	124.66	103.68	127.99	105.66	792.2	284.8	10	1643.3	2×42	2×89

Model/ Model	Axial Fans/ Ventilador con motor axial							Electric Defrost/ Desescarche Eléctrico			
	Diámetro Diameter (Φ mm)	Nº	Voltage/ Voltaje (V, 50Hz)	Power/ Poten-cia (W)	Current/ Intensi-dad (A)	Air Flow/ Volu-men de Aire (m^3/h)	Air Throw/ Tiro de Aire (m)	Coil/ Bateria (W)	Drain Pan/ Bande-ja (W)	Fan circle Circulo del ven-tilador (W)	Total (W)
HEF 6302 95 12D	630	2	3 ~ 400	5400	10.00	34656	40	16 × 1510	2 × 1510	2 × 280	27740
HEF 6302 127 12D	630	2	3 ~ 400	5400	10.00	33013	39	20 × 1510	2 × 1510	2 × 280	33780
HEF 6302 158 12D	630	2	3 ~ 400	5400	10.00	31607	38	24 × 1510	2 × 1510	2 × 280	39820
HEF 6304 195 12D	630	4	3 ~ 400	10800	20.00	69790	48	16 × 2740	2 × 2740	4 × 280	50440
HEF 6304 260 12D	630	4	3 ~ 400	10800	20.00	66562	47	20 × 2740	2 × 2740	4 × 280	61400
HEF 6304 325 12D	630	4	3 ~ 400	10800	20.00	63582	46	24 × 2740	2 × 2740	4 × 280	71800
HEF 6306 295 12D	630	6	3 ~ 400	16200	30.00	104915	57	16 × 3800	2 × 3800	6 × 280	70080
HEF 6306 394 12D	630	6	3 ~ 400	16200	30.00	100096	56	20 × 3800	2 × 3800	6 × 280	85280
HEF 6306 492 12D	630	6	3 ~ 400	16200	30.00	95798	55	24 × 3800	2 × 3800	6 × 280	99360
HEF 8002 154 12D	800	2	3 ~ 400	3200	7.00	38159	36	22 × 1600	2 × 1600	2 × 470	39340
HEF 8002 206 12D	800	2	3 ~ 400	3200	7.00	36481	35	28 × 1600	2 × 1600	2 × 470	48940
HEF 8002 257 12D	800	2	3 ~ 400	3200	7.00	34383	34	28 × 1600	2 × 1600	2 × 470	48940
HEF 8004 315 12D	800	4	3 ~ 400	6400	14.00	76696	43	22 × 3200	2 × 3200	4 × 470	78680
HEF 8004 420 12D	800	4	3 ~ 400	6400	14.00	73336	42	28 × 3200	2 × 3200	4 × 470	97880
HEF 8004 525 12D	800	4	3 ~ 400	6400	14.00	69237	41	28 × 3200	2 × 3200	4 × 470	97880
HEF 8006 475 12D	800	6	3 ~ 400	9600	21.00	115230	52	22 × 4800	2 × 4800	6 × 470	118020
HEF 8006 634 12D	800	6	3 ~ 400	9600	21.00	110196	51	28 × 4800	2 × 4800	6 × 470	146820
HEF 8006 792 12D	800	6	3 ~ 400	9600	21.00	104162	50	28 × 4800	2 × 4800	6 × 470	146820

WALL TYPE EVAPORATORS
EVAPORADORES TIPO MURAL

HFC/HFO/(HCFC)*

AVAILABLE OPTIONS FOR HEF SERIES:

Defrost options:
-Without defrost (air)
-D: Electrical defrost: standard model
- HG: hot gas
-W: water
- HGD: hot gas defrost for coil and electrical defrost for tray
- WD: water and electrical

Tube material options:
- Copper: standard models
- 1: Stainless steel AISI SUS304

Coil protection options:
- Aluminium fins: standard models
- Fins with GOLDFIN anti-corrosion high resistance coating.

Fan options:
- EC Fans
- Silica gel heaters for fan nozzles: standard models
- Streamers: Air-guiding device for increased air throw
- Blowing or sucking direction

Casing options:
- White powder-coated painted aluminium: standard models
- 2: stainless steel AISI SUS304

Other options:
- Double insulated drip tray (recommended for low temperature room applications)
- Thermal protector for defrosting electrical heaters

OPCIONES DISPONIBLES PARA LA SERIE HEF:

Opciones de desescarche:
- Sin desescarche (aire)
- D: Desescarche eléctrico: modelo estándar
- HG: Gas caliente
- W: agua
- HGD: gas caliente en serpentín y eléctrico en bandeja
- WD: agua y eléctrico

Opciones material tubos:
- Cobre: modelo estándar
- 1: Acero inoxidable AISI SUS304

Opciones protección de serpentín:
- Aleta de aluminio: modelo estándar
- Aleta con tratamiento GOLDFIN con anticorrosión de alta resistencia.

Opciones ventiladores:
- Ventiladores EC
- Resistencias calefactoras aro ventiladores: modelos estándar
- Streamers: Ruedas directrices para alargar tiro de aire del evaporador
-Dirección de soplado o descarga

Opciones carcasa:
- Aluminio pintado al polvo blanco: modelos estándar
- 2: acero inoxidable AISI SUS304

Otras opciones:
- Bandeja de goteo con doble aislamiento (recomendada en aplicaciones con cámaras de baja temperatura)
- Protector térmico para resistencias de desercarche



COUNTER TYPE EVAPORATORS
EVAPORADORES BAJO MOSTRADOR

HFC/HFO/(HCFC)*

COUNTER TYPE EVAPORATORS
EVAPORADORES BAJO MOSTRADOR

The HER range of countertype evaporators has been designed for use in refrigerated cabinets and display caseslow for the preservation of fresh products.

The exchange coils used in the HER range are highly efficient with special profile aluminum fins and ø9.52 mm internally grooved tubes, with a reduced internal volume to reduce the necessary refrigerant charge, meeting the needs of the different international regulations for the reduction of gases with high greenhouse effect. They are supplied clean and tested under a pressure of 30 bar.

The HER range is subdivided into two series that differ only by the air outlet:

- HER T: Air outlet on one side.

- HER B: Air outlet on both sides.

HER SERIES EVAPORATORS
EVAPORADORES SERIE HER

La gama de evaporadores bajo mostrador HER ha sido diseñada para su uso en muebles y armarios frigoríficos comerciales para conservación de productos frescos.

Los baterías de intercambio utilizadas en la gama HER son de alta eficiencia con aletas de aluminio de perfil especial y tubos estriados interiormente ø9.52 mm , con un volumen interno reducido para disminuir la carga de refrigerante necesaria, cumpliendo las necesidades de las diferentes normativas internacionales para la disminución de los gases de elevado efecto invernadero. Se suministran limpias y probadas a una presión de 30 bar.

La gama HER se subdivide en dos series que diferencian únicamente por la salida de aire:

- HER T: Salida de aire por un solo lado.

- HER B: Salida de aire por ambos lados.

The standard electric fans used in this range have the following characteristics:

-Single-phase 230V/1/50 Hz with shaded pole motor, ø120 o 150 mm, with plastic grid. Operating temperature -30ºC to +40ºC.

White powder-coated aluminium casing with high resistance to corrosion and impacts.

In models with electric defrost, stainless steel electric heaters covered by aluminum tubes are used, located in the finned package to avoid steam problems and make easy replacement.

The electrical parts are connected to an earth terminal, inside a connection box with access holes equipped with cable glands with IP 65 protection.

For performance at work points other than those in this catalog, use the “Unit Selector Hybrid HISPANIA” software.

For special applications and additional information consult our Technical Department.

Los motoventiladores eléctricos estándar utilizados en esta gama tienen las siguientes características:

-Monofásicos 230V/1/50 Hz con motor de polo sombreado, de ø120 o 150 mm, con rejilla en plástico. Temperatura de funcionamiento -30ºC a +40ºC.

La carcasa de aluminio pintado en blanco al polvo electrostático con alta resistencia a la corrosión y a los impactos.

En los modelos con desescarche eléctrico se usan resistencias en acero inoxidable cubiertas por tubos de aluminio, situados en el paquete aleteado para evitar problemas de vapor y facilitar la sustitución.

Las partes eléctricas están conectadas a un terminal de tierra, dentro de una caja de conexiones con orificios de acceso equipados con prensaestopas con grado de protección IP 65.

Para rendimientos en puntos de trabajo distintos a los de este catálogo utilizar el software “Unit Selector Hybrid HISPANIA”.

Para aplicaciones especiales e informaciones adicionales consultar a nuestro Departamento Técnico.

HER 1202 1.19 4.5T S1 2 GF

- GF: Fin materials (blank: aluminum, GF: golden fins) / Materiales de las aletas (en blanco: aluminio, GF: aletas doradas)
- 2: Casing materials (blank: aluminum, 2: stainless steel) / Materiales de la carcasa (en blanco: aluminio, 2: acero inoxidable)
- S1: Tube materials (blank: copper, 1: stainless steel) / Materiales del tubo (en blanco: cobre, 1: acero inoxidable)
- T: Air outlet (T: one side, B: both sides)/ Salida de aire (T: un lado, B: ambos lados)
- 4.5: Fin spacing (mm) / Espacio entre aletas
- 1.19: Surface (m^2) / Superficie
- 12: Fan number / Número de ventiladores
- 02: Fan ø (mm) / Ventilador ø (mm)
- HER: Series / Serie

COUNTER TYPE EVAPORATORS
EVAPORADORES BAJO MOSTRADOR

HFC/HFO/(HCFC)*

HER T Series

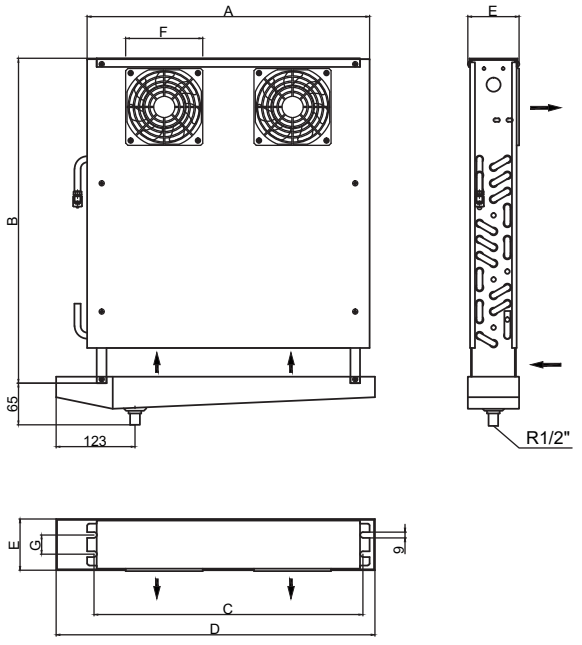

HER B Series

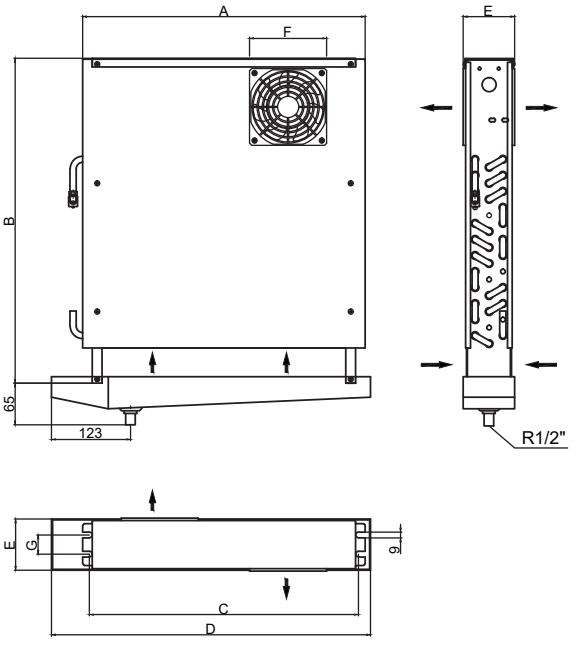

Model / Model	Dimensions / Dimensiones (mm)						
	A	B	C	D	E	F	G
HER 1202 1.19 4.5	390	330	368	446	80	120	30
HER 1202 1.43 4.5	390	355	368	446	80	120	30
HER 1202 1.91 4.5	390	405	368	446	80	120	30
HER 1202 2.38 4.5	390	455	368	446	80	120	30
HER 1202 3.29 4.5	440	505	418	496	80	120	30
HER 1202 3.66 4.5	440	455	418	496	110	120	30
HER 1502 4.39 4.5	440	535	418	496	110	150	30
HER 1502 5.48 4.5	440	535	418	496	130	150	30

FIN SPACING 4.5 mm, with electrical defrost. Rt>=0ºC
SEPARACIÓN ALETAS 4.5 mm, con desescarche eléctrico. Rt>=0ºC

Model / Modelo	Capacity / Capacidad R404A (kW)	Capacity / Capacidad R448A/R449A (kW)	Superficie/ Surface (m^2)	Tube Volume/ Volumen Interno (dm^3)	N.W/ Peso Neto (kg)	Connection/ Conexión (ø mm)	
	t_e= -8ºC	t_e= -8ºC				Inlet/ Entrada	Outlet/ Salida
	DT1=8K	DT1=8K					
HER 1202 1.19 4.5T/B	0.33	0.30	1.2	0.3	3	9.52	9.52
HER 1202 1.43 4.5T/B	0.38	0.36	1.4	0.4	4	9.52	9.52
HER 1202 1.91 4.5T/B	0.46	0.44	1.9	0.5	4	9.52	9.52
HER 1202 2.38 4.5T/B	0.51	0.50	2.4	0.6	5	9.52	9.52
HER 1202 3.29 4.5T/B	0.57	0.58	3.3	0.9	6	9.52	9.52
HER 1202 3.66 4.5T/B	0.62	0.64	3.6	1.0	6	9.52	9.52
HER 1502 4.39 4.5T/B	1.03	1.02	4.4	1.2	8	12	12
HER 1502 5.48 4.5T/B	1.16	1.17	5.4	1.4	9	12	12

Model/ Model	Axial Fans/ Ventilador con motor axial							Electric Defrost/ Desescarche Eléctrico	
	Diámetro Diameter (Φ mm)	Nº	Voltage/ Voltaje (V, 50Hz)	Power/ Potencia (W)	Current/ Intensi-dad (A)	Air Flow/ Volumen de Aire (m^3/h)	Air Throw/ Tiro de Aire (m)	Coil/ Bateria (W)	Total (W)
HER 1202 1.19 4.5T/B	120	2	1 ~ 230	40	0.3	235	0.92	1 × 435	435
HER 1202 1.43 4.5T/B	120	2	1 ~ 230	40	0.3	249	0.85	1 × 435	435
HER 1202 1.91 4.5T/B	120	2	1 ~ 230	40	0.3	264	0.68	1 × 435	435
HER 1202 2.38 4.5T/B	120	2	1 ~ 230	40	0.3	273	0.56	1 × 435	435
HER 1202 3.29 4.5T/B	120	2	1 ~ 230	40	0.3	281	0.58	1 × 500	500
HER 1202 3.66 4.5T/B	120	2	1 ~ 230	40	0.3	272	0.49	1 × 500	500
HER 1502 4.39 4.5T/B	150	2	1 ~ 230	72	0.5	506	1.05	1 × 500	500
HER 1502 5.48 4.5T/B	150	2	1 ~ 230	72	0.5	490	0.97	1 × 500	500

COUNTER TYPE EVAPORATORS
EVAPORADORES BAJO MOSTRADOR

AVAILABLE OPTIONS FOR HER SERIES:

Defrost options:
-Without defrost (air)
-D: Electrical defrost: standard model

Coil protection options:
- Aluminium fins: standard models
- Fins with GOLDFIN anti-corrosion high resistance coating.

Fan options:
- EC Fans

OPCIONES DISPONIBLES PARA LA SERIE HER:

Opciones de desescarche:
- Sin desescarche (aire)
- D: Desescarche eléctrico: modelo estándar

Opciones protección de serpentín:
- Aleta de aluminio: modelo estándar
- Aleta con tratamiento GOLDFIN con anticorrosión de alta resistencia.

Opciones ventiladores:
- Ventiladores EC



HIGH EFFICIENCY COMPACT-CEILING AIR TYPE EVAPORATORS

EVAPORADORES COMPACTOS TIPO CUÑA DE ALTA EFICIENCIA

HFC/HFO/(HCFC)*

HIGH EFFICIENCY COMPACT-CEILING AIR TYPE EVAPORATORSEVAPORADORES EVAPORADORES COMPACTOS TIPO CUÑA DE ALTA EFICIENCIA

The HEP range of compact-ceiling air type evaporators has been designed for use in low height commercial cold rooms for the preservation of fresh and frozen products.

The exchange coils used in the HEP range are highly efficient with special profile aluminum fins and ø9.52 mm internally grooved copper tubes, with a reduced internal volume to reduce the necessary refrigerant charge, meeting the needs of the different international regulations for the reduction of gases with high greenhouse effect. They are supplied clean and tested under a pressure of 30 bar.

HEP SERIES EVAPORATOR EVAPORADORES SERIE HEP

La gama de evaporadores tipo cuña HEP ha sido diseñada para su uso en cámaras frigoríficas comerciales de poca altura para conservación de productos frescos y congelados.

Los baterías de intercambio utilizadas en la gama HEP son de alta eficiencia con aletas de aluminio de perfil especial y tubos estriados interiormente ø9.52 mm, con un volumen interno reducido para disminuir la carga de refrigerante necesaria, cumpliendo las necesidades de las diferentes normativas internacionales para la disminución de los gases de elevado efecto invernadero. Se suministran limpias y probadas a una presión de 30 bar.

HEP SERIES EVAPORATOR
EVAPORADORES SERIE HEP

The standard electric fans used in this range have the following characteristics:

-Single-phase 230V/1/50 Hz with shaded pole motor, ø250 mm, with grid and short nozzle. Operating temperature -30ºC to +40ºC.

White powder-coated aluminium casing with high resistance to corrosion and impacts.

In models with electric defrost, stainless steel electric heaters covered by aluminum tubes are used, located in the finned package and in the drip tray to avoid steam problems and make easy replacement.

The electrical parts are connected to an earth terminal, inside a connection box with access holes equipped with cable glands with IP 65 protection.

For performance at work points other than those in this catalog, use the “Unit Selector Hybrid HISPANIA” software.

For special applications and additional information consult our Technical Department.

Los motoventiladores eléctricos estándar utilizados en esta gama tienen las siguientes características:

-Monofásicos 230V/1/50 Hz con motor de polo sombreado, de ø250 mm, con rejilla y embocadura corta. Temperatura de funcionamiento -30ºC a +40ºC.

La carcasa de aluminio pintado en blanco al polvo electrostático con alta resistencia a la corrosión y a los impactos.

En los modelos con desescarche eléctrico se usan resistencias en acero inoxidable cubiertas por tubos de aluminio, situados en el paquete aleteado y en la bandeja de drenaje para evitar problemas de vapor y facilitar la sustitución.

Las partes eléctricas están conectadas a un terminal de tierra, dentro de una caja de conexiones con orificios de acceso equipados con prensaestopas con grado de protección IP 65.

Para rendimientos en puntos de trabajo distintos a los de este catálogo utilizar el software “Unit Selector Hybrid HISPANIA”.

Para aplicaciones especiales e informaciones adicionales consultar a nuestro Departamento Técnico.

HEP 2502 08 3.5/7D S1 2 GF

- GF: Fin materials (blank: aluminum, 3: stainless steel, GF: golden fins) / Materiales de las aletas (en blanco: aluminio, 3: acero inoxidable, GF: aletas doradas)
- 2: Casing materials (blank: aluminum, 2: stainless steel) / Materiales de la carcasa (en blanco: aluminio, 2: acero inoxidable)
- S1: Tube materials (blank: copper, 1: stainless steel) / Materiales del tubo (en blanco: cobre, 1: acero inoxidable)
- D: Defrost system (blank: air, D: electric, HG: hot gas, W: water, HGD: hot gas & electric, WD: water & electric) / Sistema de descongelación (en blanco: aire, D: eléctrico, HG: gas caliente, W: agua, HGD: gas caliente y eléctrico, WD: agua y electricidad)
- 3.5: Fin spacing (mm) / Espacio entre aletas
- 08: Surface (m^2) / Superficie
- 2: Fan number / Número de ventiladores
- 25: Fan ø (mm) / Ventilador ø (mm)
- HEP: Series / Serie

HIGH EFFICIENCY COMPACT-CEILING AIR TYPE EVAPORATORS

HFC/HFO/(HCFC)*

EVAPORADORES COMPACTOS TIPO CUÑA DE ALTA EFICIENCIA

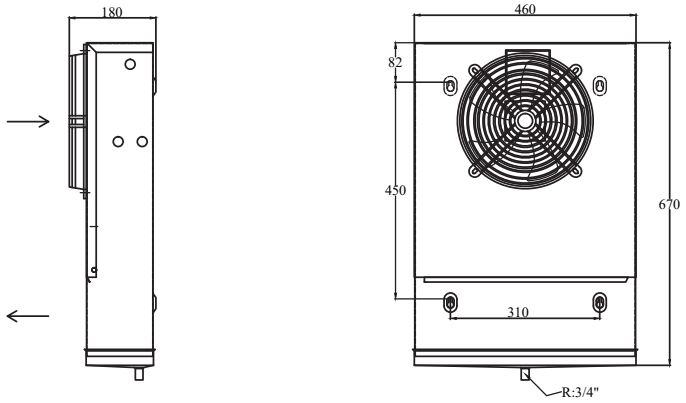

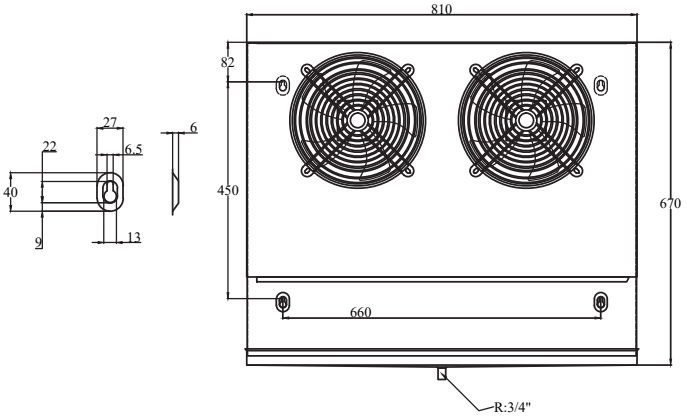

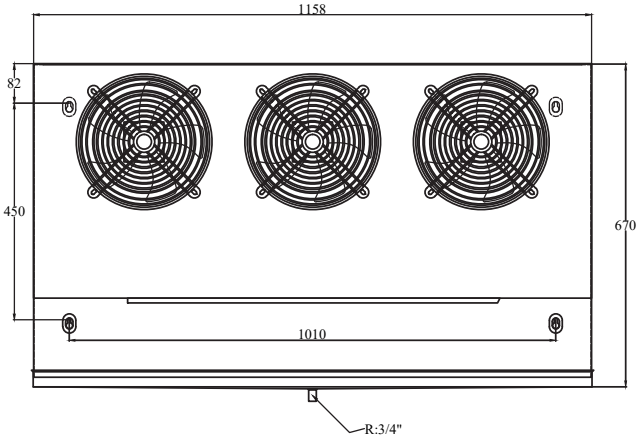

FIN SPACING 3.5/7 mm, with electrical defrost. Rt>=0ºC
SEPARACIÓN ALETAS 3.5/7 mm, con desescarche eléctrico. Rt>=0ºC

Model / Modelo	Capacity / Capacidad R404A (kW)		Capacity / Capacidad R448A/R449A (kW)		Superficie/ Surface (m²)	Tube Volume/ Volumen Interno (dm³)	N.W/ Peso Neto (kg)	Connection/ Conexión	
	t_e= 0ºC	t_e= -8ºC	t_e= 0ºC	t_e= -8ºC				Inlet/ Entrada	Outlet/ Salida
	DT1=10K	DT1=8K	DT1=10K	DT1=8K					
HEP 2501 04 3.5/7D	1.42	0.98	1.50	1.04	3.6	0.82	8.1	1/2"	1/2"
HEP 2502 08 3.5/7D	2.93	2.02	3.07	2.11	7.1	1.61	14.0	1/2"	5/8"
HEP 2503 11 3.5/7D	4.45	3.06	4.63	3.19	10.5	2.40	20.4	1/2"	5/8"

Model/ Model	Axial Fans/ Ventilador con motor axial							Electric Defrost/ Desescarche Eléctrico	
	Diámetro Diameter (Φ mm)	Nº	Voltage/ Voltaje (V, 50Hz)	Power/ Potencia (W)	Current/ Intensi-dad (A)	Air Flow/ Volumen de Aire (m³/h)	Air Throw/ Tiro de Aire (m)	Coil/ Bateria (W)	Total (W)
HEP 2501 04 3.5/7D	250	1	1 ~ 230	73	0.5	300	4	1 × 300	300
HEP 2502 08 3.5/7D	250	2	1 ~ 230	146	1	570	5	1 × 600	600
HEP 2503 11 3.5/7D	250	3	1 ~ 230	219	1.5	853	6	1 × 900	900

AVAILABLE OPTIONS FOR HEP SERIES:

Defrost options:
-Without defrost (air)
-D: Electrical defrost: standard model

Coil protection options:
- Aluminium fins: standard models
- Fins with GOLDFIN anti-corrosion high resistance coating.

Fan options:
- EC Fans

OPCIONES DISPONIBLES PARA LA SERIE HEP:

Opciones de desescarche:
- Sin desescarche (aire)
- D: Desescarche eléctrico: modelo estándar

Opciones protección de serpentín:
- Aleta de aluminio: modelo estándar
- Aleta con tratamiento GOLDFIN con anticorrosión de alta resistencia.

Opciones ventiladores:
- Ventiladores EC



Hispania

Factory / Fábrica
Taizhou Hispania Refrigeration Equipment Co., Ltd.
B-10 Taizhou Economic Zone, Jiangsu, China
Tel. +86 523 80805001
Fax. +86 523 80805666
Jackie@hispaniacorp.com
www.hispaniacorp.com

DISTRIBUTORS/ DISTRIBUIDORES

- China
- Chile
- Israel
- Spain
- Colombia
- Australia
- Mexico
- Thailand
- UK
- North Macedonia
- New Zealand
- Algeria
- Ukraine
- Malaysia
- Poland
- Peru
- Uruguay
- Russia
- Hungary
- Panama
- Bulgaria
- India
- Ecuador
- USA
- Yemen
- France
- Malta
- Saudi Arabia
- Gabon
- El Salvador
- Lebanon
- Turkey
- Dominica
- Argentina
- Syria
- Italy
- Venezuela
- Singapore
- Madagascar
- Dubai
- Uzbekistan
- Costa Rica
- Philippines
- Honduras
- Cyprus
- Chinese Taiwan